

---

*Agenda*

**June 17, 2026 at 8:00 a.m.**

**Watershed Education Center (Vitale Park)  
Lakeville, NY 14480**

All attachments and reports may be found at  
[www.lcwsa.us](http://www.lcwsa.us)

- 1. Call to Order**
- 2. Approval of Agenda**
- 3. Approval of Minutes**
  - a. May 20, 2026 – Regular Meeting
  - b. June 10, 2026 – Audit and Finance Committee Meeting
- 4. Reports**
  - a. Financial Report – May 2026
  - b. Operations Report
  - c. Capital Report
  - d. Executive Director’s Report

**5. Other Business**

- |                           |                                                                                                                                                                                                                                                |
|---------------------------|------------------------------------------------------------------------------------------------------------------------------------------------------------------------------------------------------------------------------------------------|
| Resolution No.: 2026 - 12 | RESOLUTION SELECTING A LIST OF FIRMS FOR SCADA DESIGN AND INTEGRATION SERVICES                                                                                                                                                                 |
| Resolution No.: 2026 - 13 | RESOLUTION TO APPROVE SUBMITTING AN APPLICATION FOR THE LEICESTER/MT. MORRIS OUTBOUND SEWER PUMP STATION IMPROVEMENT PROJECT WHICH INCLUDES REPLACEMENT AND INSTALLATION OF CERTAIN SANITARY SEWER SYSTEM PUMP STATIONS AND OTHER IMPROVEMENTS |
| Resolution No.: 2026 - 14 | RESOLUTION TO PROCURE A LINE OF CREDIT FROM FIVE STAR BANK TO FINANCE CERTAIN CONSTRUCTION AND DEVELOPMENT COSTS OF THE REGIONAL WATER EXPANSION PROJECT                                                                                       |

- 6. Executive Session**
- 7. Adjournment**

**Next Regular Meeting: Wednesday, July 15, 2026 @ 8:00 am**

---

*Unreviewed Minutes*  
**REGULAR MEETING**  
**May 20, 2026 at 8:00 a.m.**  
**Watershed Education Center (Vitale Park)**  
**Lakeville, NY 14480**

**Members Attending:** M. McKeown, R. White, S. Beardsley, B. Ceci, S. Caccamise, T. Saunders, and W. Wadsworth

**Others attending:** J. Molino (Executive Director), L. Monaghan (Deputy Executive Director), M. Kosakowski (Director of Operations), M. McTarnaghan (Water/Wastewater Maintenance Supervisor), R. Lewis (Principal Accountant), J. Campbell (Attorney), and S. Wright (Secretary)

**Call to Order: 8:00 a.m.**

**Approval of Agenda:**

*Motion: T. Saunders moved, and S. Caccamise seconded to approve the agenda. Carried unanimously.*

**Approval of Minutes:**

**April 15, 2026 – Regular Meeting**

*Motion: S. Beardsley moved, and W. Wadsworth seconded to approve the Regular meeting minutes dated April 15, 2026. Carried unanimously.*

**Reports:**

**Financial Report April 2026**

R. Lewis reviewed the April 2026 Financial Report.

*Motion: R. White moved, and T. Saunders seconded to approve the April 2026 Financial Report. Carried unanimously.*

**Operations Report**

M. Kosakowski reviewed the Operations Report.

**Capital Report**

L. Monaghan reviewed the Capital Report.

**Executive Director Report**

J. Molino reviewed:

- Design is underway for the Regional Project. A water quality and blending analysis is required for DOH approval as part of the basis of design.
  - W. Wadsworth asked if there were intentions with the design for the Regional Project for expanding the service area to Wyoming County. J. Molino said no. There were discussions with Wyoming County Water Resource Agency several years ago about suggestions on how to improve water availability in the Wyoming County and assistance with billing and water meter installation at current customers' properties. The recommendation at the time was to complete a comprehensive study on the availability of current sources in the Wyoming County for municipal water and then determine how to provide that water to homeowners.
  - R. White asked if there were discussions regarding Authority employees working in Wyoming County other than helping with billing and meter installation. J. Molino said no.
- An Audit and Finance Committee meeting will be scheduled to review the cash flow analysis for the Regional Project.

- 
- DOCCS has requested the Authority to review the planned improvements at the Groveland Correctional Wastewater Treatment plant. J. Molino will be sending a technical memo regarding the planned improvements.
  - An educational communication has been sent out to the Town of Springwater customers with an E-One grinder pump. The staff will be assessing the pumps for replacements and/or issues. The Authority may need to enact fees associated with misuse of the pumps.
  - The Authority will be working with the Towns of Springwater and Leicester to submit WIIA and CDBG grant applications.

**Other Business:**

**Resolutions:**

- 2026-10 RESOLUTION APPROVING ADJUSTMENTS TO THE 2026 CAPITAL PLAN  
*Motion: R. White moved, and S. Caccamise seconded to approve Resolution 2026-10. Carried unanimously.*
- 2026-11 RESOLUTION APPROVING USE OF WATER CAPITAL RESERVE FUNDS  
*Motion: S. Beardsley moved, and T. Saunders seconded to approve Resolution 2026-11. Carried unanimously.*

**Adjournment: 9:04 a.m.**

*Motion: R. White moved, and S. Beardsley seconded to close the meeting. Carried unanimously.*

---

*Unreviewed Minutes*  
**AUDIT & FINANCE COMMITTEE MEETING**  
**June 10, 2026 at 10:00 a.m.**  
**Watershed Education Center (Vitale Park)**  
**Lakeville, NY 14480**

**Members Attending:** R. White, B. Ceci, and Steve Beardsley

**Others attending:** R. Lewis (Principal Accountant), S. Wright (Secretary), J. Molino (Executive Director)

J. Molino reviewed the short-term financing plan for the Regional Water Project and discussed the use of a line of credit versus a bond anticipation note.

Discussions included project design, timelines, and tentative construction plans.

The Committee agreed to present the resolution to procure a line of credit from Five Star Bank to finance certain construction costs associated with the Regional Water Project on the June 17<sup>th</sup> Board Meeting.

# Livingston County Water and Sewer Authority

May 2026

## Financial Report

	Page(s)
Summary	1
Balance Sheet	2-5
Capital Projects	6
Cash	7
Revenue & Expense	8-11
Purchased Water	12
Purchased Sewer	13
Billing Comparison	14
Disbursements	
Capital	\$843,273.68 15
Operating	\$464,621.56 16-26
	<hr/>

**Total Disbursements \$1,307,895.24**

May 2026  
Revenue & Expenses

REVENUE

2026 Budget Revenue -\$4,874,860

Year to date- Operations	\$613,085
Transfer from Capital Reserves	\$117,406-1 Ton Pick-Up (partial), Sludge Pump Replacement (partial), Sewer Lateral Camera
Reserves-Springwater Meters	<u>\$ 39,938</u>
	\$770,429
Current Period	\$1,138,012

-Retail Fees represents billing 11/1/25-04/30/26, next billing August 2026 for 5/1/26-7/31/26

EXPENSES

2026 Budget Expenses -\$4,874,912

Year to Date Expenses \$2,079,264 (Approx. 43%)

Current Period \$443,207

Decreases

5050 Health Insurance	\$48,587	HSA reductions, employee contributions increased. Budget low due to higher increase that budgeted.
6120 Engineering	\$46,354	2025 had SCADA Expansion
6210 Electricity	\$20,032	Nexum bills 1-2 months behind.
6621 Maint. & Repair	\$96,878	More repairs in 2025.

Increases

6125 Project Engineering	\$51,865	Water Loss Pilot Program-Grant reimbursement
6190 Other Prof. Services	\$10,390	Groveland Correction Survey Mapping, Town of Leicester Surveys.
6310 Outside Services	\$45,010	Higher accrual in 2025, on track to meet budget
6510 Purchased Water	\$23,679	Timing of City of Rochester Invoice-see attached Water Purchases
6620 Building Repair/Supply	\$130,329	Materials Bid-\$49,000 -larger order for majority of year. Lakeville plant sludge pump Replacement -\$36,000 (board approved use of Capital Reserves-transferred), UV Bulbs-\$8,800 No longer using 6640, move \$26,651 of expenses here.

Balance Sheet - Grouping  
May 2026

2

CURRENT ASSETS

Cash & Cash Equivalents:

01 Checking - Operating	2,797.28
03 Checking - Reserve	1,603,894.33
04 Checking - Debt Reserve	1,402,557.44
<b>Total Cash &amp; Cash Equivalents</b>	<b>3,009,249.05</b>

Accounts Receivable:

03.1210	A/R Retail Fees	852,182.50
03.1211	A/R Town of Springwater Debt	734.16
04.1215	A/R Fees Debt	189,988.66
03.1230	Accrued Billing	0.00
04.1230	Accrued Billing	0.00
03.1235	A/R Relevy	0.00
04.1235	A/R Debt Relevy	0.00
03.1240	A/R Other Services	73,000.00
01.1290	Other Receivables-jv	8,083.50
03.1290	Other Receivables	(0.21)
	<b>Total Accounts Receivable</b>	<b>1,123,988.61</b>

Capital Contributions Rec.

03.1275	Contributions Receivable	30,332.73
03.1380	Contributuons Receivable-LT	9,410.50
03.1382	Cont. Rec.-LT Dairy Knoll	110,074.32
	<b>Total Capital Contributions Re</b>	<b>149,817.55</b>

Inventory:

01.1300	Inventory	261,835.10
	<b>Total Inventory</b>	<b>261,835.10</b>

Prepaid Expenses:

01.1700	Prepaid Expenses	66,122.00
	<b>Total Prepaid Expenses</b>	<b>66,122.00</b>

Funds Held for Others:

02.1100	Checking - Clearing	4,010.50
06.1185	Checking - Funds Held for Othe	1,521.47
	<b>Total Funds Held for Others</b>	<b>5,531.97</b>

Balance Sheet - Grouping  
 May 2026

(3)

---

**Total CURRENT ASSETS** **1,607,295.23**

NON-CURRENT ASSETS

Restricted Cash:

05.1160	Checking - Restricted	12,883.82
01.1181	SLGS Debt Reserve	113,922.50
01.1182	C8-6449-05-00-Reserve	292,328.60
04.1175	CD - for loan covenant's	88,521.75
07.1183	2024 BAN On Deposit with Trust	128,402.01
	<b>Total Restricted Cash</b>	<b>636,058.68</b>

Property & Equipment, Net Dep

01.1410	Land	150,284.85
01.1420	DP, Electronic, Comm Equip	648,421.54
01.1430	Automotive Equipment	1,197,990.28
01.1440	Bldg Maint, Tools, Machines	3,855,713.95
01.1450	Water Distribution Systems	22,663,340.61
01.1460	Sewer Collection Systems	32,362,521.71
01.1470	Buildings	6,226,286.54
01.1480	Leased Holdings Improvements	871,376.63
01.1490	Right to Use Asset VLivonia	259,308.62
01.1520	Accum Depr: Electronic Equip	(542,292.06)
01.1530	Accum Depr: Automotive	(595,514.78)
01.1540	Accum Depr: Tools, Machines	(2,347,353.54)
01.1550	Accum Depr: Water Systems	(6,463,466.13)
01.1560	Accum Depr: Sewer Systems	(13,785,622.02)
01.1570	Accum Depr: Buildings	(3,487,830.42)
01.1580	Accum. Dep-leased Holdings	(139,783.49)
01.1590	Accum Depr Right to Use	(31,873.02)
	<b>Total Property &amp; Equipment</b>	<b>40,841,509.27</b>

Work-In-Progress

01.1600	Work-In-Progress	7,392,942.83
	<b>Total Work-In-Progress</b>	<b>7,392,942.83</b>

Deferred Outflow Asset

01.2200	Deferred Outflow-Pension	453,649.50
01.2210	Deferred Outflow -OPEB	406,628.00
	<b>Total Deferred Outflow Asset</b>	<b>860,277.50</b>

Balance Sheet - Grouping  
 May 2026

4

---

**Total NON-CURRENT ASSETS** **49,730,788.28**

**TOTAL ASSETS** **54,347,332.56**

CURRENT LIABILITIES

Accounts Payable

01.2050	Accrued Payroll	(658.93)
04.2025	Accrued Interest	0.00
	<b>Total Accounts Payable</b>	<b>(658.93)</b>

Current Portion Loans Pay.

01.2021	Current Portion-Vlivonia lease	0.00
03.2015	Loan Payable ST- C8-6449-06-00	4,812,870.52
03.2019	Loan Pay ST-D0-18746	4,110,842.15
04.2020	Current Debt Payable	131,725.00
04.2022	Cur Port Debt C8-6449-05-00	255,080.00
07.2023	2023 BAN	60,000.00
	<b>Total Current Portion Loans</b>	<b>9,370,517.67</b>

Other Current Liabilities

01.2090	Other Accounts Payable	(49.36)
	<b>Total Other Current Liability</b>	<b>(49.36)</b>

Fund Held for Others

01.2080	Funds Held for Others	0.02
02.2080	Funds Held For Others	4,000.00
06.2080	Funds Held for others	318.66
02.2085	Billing Owed to other Entity	9.93
	<b>Total Funds Held for Others</b>	<b>4,328.61</b>

**Total CURRENT LIABILITIES** **9,374,137.99**

NON-CURRENT LIABILITIES

System Revenue Notes Payable

01.2150	Lease Liability-V Livonia	77,502.42
01.2215	Deferred Inflows	400,632.00
01.2250	Deferred Inflow-Pension	15,162.00
01.2270	Net Pension Liability	608,306.00
01.2280	Total OPEB Liability	942,360.70

Balance Sheet - Grouping  
 May 2026

5

01.2290	Compensated Absences	55,691.77
01.2295	Retainage	0.00
04.2100	LT Debt	2,764,150.00
04.2101	LT Debt C8-6449-05-00	6,631,785.38
07.2102	LT Debt 2024 BAN	1,125,000.00
07.2105	2024 BAN Premium	84,637.15
	<b>Total System Revenue Notes Pay</b>	<b>12,705,227.42</b>
	<b>Total NON-CURRENT LIABILITIES</b>	<b>12,705,227.42</b>

RETAIN EARNINGS & NET POSITION

Other		
01.3020	Unrestricted	11,845,088.54
01.3030	Capital Assets, net debt	29,665,214.25
01.3040	Restricted	391,888.25
05.3030	Capital Assets, net debt	(494.00)
07.3030	Capital Assets, net debt	(123,343.00)
	Total Other	41,778,354.04
	Total Funds Equity Balance	(9,510,386.89)
	Net Position	(32,267,967.15)
	<b>TOTAL LIABILITIES</b>	<b>54,347,332.56</b>

Project Code	Project Name	Expenditures		Budget		Service Area	Funding	Financing			Date Began	End Date
		Expenses	Capitalized	Budget	Balance			Grant/Contributed	Reserve	Debt		
<b>DEBT &amp; REIMBURSABLE PROJECTS</b>												
31131	County Wide WaterSystem Improvements (EFC WIIA)	583,854.91	5,225,644.15	9,750,000	3,940,500.94	WR	DO 18746	\$ 3,000,000	\$ -	\$ 6,750,000	7/12/2019	
31450	Leicester/York Regional Water Project	339,933.81		35,800,000.00		WR	Project 19225					
31455	Conesus Lake PS Improvements (EFC WIIA)	6,203,691.31		8,750,000	2,546,308.69	SL	C8-6449-06-00	\$ 3,750,000	\$ -	\$ 5,000,000	2023	
		<b>7,127,480.03</b>			<b>6,486,809.63</b>							
<b>GENERAL RESERVE PROJECTS</b>												
<b>Reserve Cash for Debt &amp; Reimbursable Projects</b>					\$ -							
31148	SCADA Design (Phase 1)	\$ 265,462.80		\$ 370,000	\$ 104,537.20						1/1/2022	
<b>Total General Reserve Projects</b>		<b>265,462.80</b>			<b>104,537.20</b>							
<b>Total WIP Expense ( GL 1600)</b>		<b>7,392,942.83</b>										
<b>Studies/ Other Exp</b>		<b>Expenses</b>		<b>Budget</b>								
	Succession (1.5FTE W/WW Maint)	22,899.31		150,000.00	127,100.69							
	Capital Improvements	134,107.97		304,500.00	170,392.03							
	SCADA Expansion Lakeville	60,611.78		77,000.00	16,388.22							
	SCADA Expansion Springwater	43,781.75		49,000.00	5,218.25							
<b>Total Studies/Non Capital Projects</b>					<b>319,099.19</b>							
<b>Less Grants</b>					-							
Total General Reserves Projects +												
Total Studies/Non Capital						423,636.39						

	Jun-25	Jul-25	Aug-25	Sep-25	Oct-25	Nov-25	Dec-25	Jan-26	Feb-26	Mar-26	Apr-26	May-26	Jun-26	Jul-26
Ac	Actual	Actual	Actual	Actual	Actual	Actual	Actual	Actual	Actual	Actual	Actual	Actual	Est	Est
<b>Cash on hand 1st of each month</b>	\$ 1,167	\$ 1,330	\$ 998	\$ 972	\$ 1,108	\$ 959	\$ 832	\$ 974	\$ 797	\$ 1,251	\$ 1,305	\$ 1,010	\$ 1,611	\$ 1,729
<b>Cash Received</b>														
Customer Billing	551.7	50.5	480.9	718.5	74.4	317.8	758.6	48.7	405.2	651.1	32.9	484.5	575	35
Miscellaneous	4.1	3.7	18.9	3.1	32.6	33.3	4.1	9.7	3.6	100.2	3	77.2	3	3
Debt/Project Related														
Transferred from other funds								39.9						
Billing Services/O & M Services	16.4		16.4			16.4			38.9		5	17.6		
Relevy											302.9			
<b>adj. pre. Month</b>														
BAN/Debt/Grant/Contrib Receipts					25				50					
EFC		136.7	22.5	80.9	1146.5	702	658.7	952	885.8	524.8	253.5	1329.1		
<b>Cash Balance before expenditures</b>	\$ 1,739	\$ 1,521	\$ 1,537	\$ 1,774	\$ 2,387	\$ 2,029	\$ 2,254	\$ 2,025	\$ 2,180	\$ 2,527	\$ 1,902	\$ 2,918	\$ 2,189	\$ 1,767
<b>Operating Vouchers</b>	373.8	377.9	540.8	584	437.4	606.1	391.2	370	431.4	441.9	499.9	464.6	450	450
Transfer to Debt/Relevy														
Project Vouchers	35.2	145.3	24.3	82.1	989.8	590.4	776.4	857.9	497.7	780.1	392.5	843.2	10	10
Cash for Payroll							112							
<b>Estimated Expenditures</b>														
Utilities														
Operating														
Projects														
<b>Cash Balance after expenditures</b>	\$ 1,330	\$ 998	\$ 972	\$ 1,108	\$ 959	\$ 832	\$ 974	\$ 797	\$ 1,251	\$ 1,305	\$ 1,010	\$ 1,611	\$ 1,729	\$ 1,307
Reserve Projects in Progress Budget Bal + Equipment to Purchase	110	104	104	104	104	104	104	277	277	265	255	424	424	424
<b>Unallocated Cash Balance</b>	\$ 1,220	\$ 894	\$ 868	\$ 1,004	\$ 855	\$ 728	\$ 870	\$ 520	\$ 974	\$ 1,040	\$ 755	\$ 1,187	\$ 1,305	\$ 883

7

Profit Loss Report - Grouping Report

Account Description	May 2026		YTD CY	YTD CY	Over/Under Prev. Year	Budget	Uncollected/ Uncommitted
	MTD CY	YTD LY					
<b>OPERATING REVENUE:</b>							
Fees:							
4110 Retail Fees	1,066,817.96	1,402,172.07	1,420,398.94	18,226.87	4,434,688.00	3,014,289.06	
4120 Wholesale Fees	85.50	370.11	897.75	527.64	0.00	(897.75)	
4125 Wholesale Fees V Caledoni	16,846.30	74,715.30	90,082.49	15,367.19	180,000.00	89,917.51	
<b>Total Fees...</b>	<b>1,083,749.76</b>	<b>1,477,257.48</b>	<b>1,511,379.18</b>	<b>34,121.70</b>	<b>4,614,688.00</b>	<b>3,103,308.82</b>	
Permit Fees:							
4200 Permits	30,083.00	66,239.22	72,983.00	6,743.78	55,000.00	(17,983.00)	
<b>Total Permit Fees...</b>	<b>30,083.00</b>	<b>66,239.22</b>	<b>72,983.00</b>	<b>6,743.78</b>	<b>55,000.00</b>	<b>(17,983.00)</b>	
O&M Services:							
4130 O&M Services	0.00	23,460.00	26,348.00	2,888.00	26,350.00	2.00	
<b>Total O&amp;M Services...</b>	<b>0.00</b>	<b>23,460.00</b>	<b>26,348.00</b>	<b>2,888.00</b>	<b>26,350.00</b>	<b>2.00</b>	
Other Income:							
4140 Late Fees	0.00	13,035.21	11,859.63	(1,175.58)	62,287.00	50,427.37	
4145 Fire Service	3,400.00	6,800.00	6,855.95	55.95	13,000.00	6,144.05	
4150 Surcharges	1,100.00	1,000.00	1,900.00	900.00	0.00	(1,900.00)	
4155 Customer Fines	1,910.76	2,400.00	4,451.52	2,051.52	0.00	(4,451.52)	
4160 Billing Services	4,400.00	3,375.00	8,800.00	5,425.00	16,600.00	7,800.00	
4410 Miscellaneous Income	13,368.75	30,442.99	25,436.61	(5,006.38)	4,045.00	(21,391.61)	
4415 Other Governments	0.00	0.00	81,083.38	81,083.38	0.00	(81,083.38)	
<b>Total Other Income...</b>	<b>24,179.51</b>	<b>57,053.20</b>	<b>140,387.09</b>	<b>83,333.89</b>	<b>95,932.00</b>	<b>(44,455.09)</b>	
<b>Total OPERATING REVENUE...</b>	<b>(1,138,012.27)</b>	<b>(1,624,009.90)</b>	<b>(1,751,097.27)</b>	<b>(127,087.37)</b>	<b>(4,791,970.00)</b>	<b>(3,040,872.73)</b>	
<b>OPERATING EXPENSE:</b>							
Wages & Fringes:							
5010 Wages & Salaries	121,635.76	507,181.62	580,356.64	73,175.02	1,515,677.02	935,320.38	
5020 Overtime	6,844.87	21,561.72	33,900.62	12,338.90	50,215.01	16,314.39	
5030 FICA	9,440.93	39,672.78	42,044.24	2,371.46	119,790.73	77,746.49	
5040 Retirement	0.00	43,252.68	50,720.98	7,468.30	245,046.66	194,325.68	
5048 Retiree Health Insurance	3,315.06	22,190.36	23,586.50	1,396.14	64,509.00	40,913.50	
5050 Health Insurance	36,740.02	327,252.71	278,665.64	(48,587.07)	440,076.80	161,411.16	



Profit Loss Report - Grouping Report

Period 05/2026

Account Description	May 2026		YTD CY	YTD CY	Over/Under Prev. Year	Budget	Uncollected/ Uncommitted
	MTD CY	YTD LY					
5060 Workman's Comp/Disability	0.00	22,321.00	21,324.00	(997.00)	25,000.00	3,676.00	
5070 Unemployment	133.78	8,234.83	7,395.94	(838.89)	16,000.00	8,604.06	
<b>Total Wages &amp; Fringes...</b>	<b>178,110.42</b>	<b>991,667.70</b>	<b>1,037,994.56</b>	<b>46,326.86</b>	<b>2,476,306.22</b>	<b>1,438,311.66</b>	
Professional Services:							
6110 Legal Services	0.00	6,906.25	7,518.51	612.26	27,500.00	19,981.49	
6120 Engineering Services	990.00	54,189.39	7,835.46	(46,353.93)	25,000.00	17,164.54	
6125 Project Engineering NC	73,675.00	53,385.00	105,250.00	51,865.00	0.00	(105,250.00)	
6130 Financial Services	1,047.01	24,884.98	29,962.86	5,077.88	33,390.00	3,427.14	
6140 Computer Services	12,247.65	66,256.14	75,780.10	9,523.96	52,145.00	(23,635.10)	
6150 Insurance	13,513.00	59,593.44	67,752.00	8,158.56	160,110.00	92,358.00	
6190 Other Professional Servic	0.00	400.00	10,789.75	10,389.75	15,000.00	4,210.25	
<b>Total Professional Ser...</b>	<b>101,472.66</b>	<b>265,615.20</b>	<b>304,888.68</b>	<b>39,273.48</b>	<b>313,145.00</b>	<b>8,256.32</b>	
Utilities:							
6210 Electricity	30,357.32	121,231.22	101,198.73	(20,032.49)	370,223.00	269,024.27	
6220 Gas/Heating	2,968.85	12,334.06	15,649.61	3,315.55	32,478.00	16,828.39	
6230 Telephone	790.22	8,008.38	7,602.32	(406.06)	19,500.00	11,897.68	
<b>Total Utilities...</b>	<b>34,116.39</b>	<b>141,573.66</b>	<b>124,450.66</b>	<b>(17,123.00)</b>	<b>422,201.00</b>	<b>297,750.34</b>	
Vehicle Expense:							
6420 Vehicle Mainteance	676.81	7,358.67	8,128.35	769.68	25,000.00	16,871.65	
6430 Gasoline	0.00	8,828.35	9,198.47	370.12	44,500.00	35,301.53	
<b>Total Vehicle Expense...</b>	<b>676.81</b>	<b>16,187.02</b>	<b>17,326.82</b>	<b>1,139.80</b>	<b>69,500.00</b>	<b>52,173.18</b>	
Purchased Water/Sewer:							
6510 Purchased Water	38,511.10	139,587.29	163,266.24	23,678.95	559,400.00	396,133.76	
6515 Purchased Water MCWA	16,846.30	59,999.76	72,331.70	12,331.94	180,000.00	107,668.30	
6520 Purchased Sewer Treatment	26,820.93	28,909.97	37,406.13	8,496.16	82,000.00	44,593.87	
<b>Total Purchased WA/SW...</b>	<b>82,178.33</b>	<b>228,497.02</b>	<b>273,004.07</b>	<b>44,507.05</b>	<b>821,400.00</b>	<b>548,395.93</b>	
Equipment Maintenance:							
6610 Equipment Repair/Supply	1,955.30	2,449.44	8,802.55	6,353.11	19,200.00	10,397.45	
6625 Equipment	10,197.48	35,469.26	34,704.02	(765.24)	107,025.00	72,320.98	
6635 Equip Lease/Rental Contra	355.45	1,433.46	1,598.89	165.43	4,200.00	2,601.11	
<b>Total Equipment Mainte...</b>	<b>12,508.23</b>	<b>39,352.16</b>	<b>45,105.46</b>	<b>5,753.30</b>	<b>130,425.00</b>	<b>85,319.54</b>	

9

Profit Loss Report - Grouping Report

Period 05/2026

Account Description	May 2026		YTD CY	YTD CY	Over/Under Prev. Year	Budget	Uncollected/ Uncommitted
	MTD CY	YTD LY					
Building Maintenance:							
6305 Water/Sewer Installs	0.00	13,230.00	0.00	(13,230.00)	0.00	0.00	
6310 Outside O&M Services	5,717.76	(15,460.98)	29,548.75	45,009.73	106,795.00	77,246.25	
6315 Water/Sewer Repair	0.00	13,890.00	6,489.16	(7,400.84)	30,000.00	23,510.84	
6320 Laboratory Services	3,657.00	15,046.75	14,728.00	(318.75)	50,700.00	35,972.00	
6325 Sludge Hauling	5,645.00	8,400.00	17,245.00	8,845.00	44,000.00	26,755.00	
6350 Refuse Collection	0.00	1,214.57	0.00	(1,214.57)	0.00	0.00	
6360 Cleaning Service	0.00	1,450.00	0.00	(1,450.00)	0.00	0.00	
6370 Building Rent	1,000.00	5,400.00	6,000.00	600.00	12,000.00	6,000.00	
6620 Building Repair/Supply	9,933.81	19,673.67	150,002.51	130,328.84	212,570.00	62,567.49	
6621 Maintenance & Repair	4,573.35	115,774.25	18,896.16	(96,878.09)	3,500.00	(15,396.16)	
6622 Main Line Repairs	0.00	9,500.00	0.00	(9,500.00)	0.00	0.00	
6640 Customer Installation Sup	0.00	18,463.67	0.00	(18,463.67)	0.00	0.00	
6650 Chemicals	0.00	1,855.80	5,306.63	3,450.83	76,100.00	70,793.37	
<b>Total Building Maint...</b>	<b>30,526.92</b>	<b>208,437.73</b>	<b>248,216.21</b>	<b>39,778.48</b>	<b>535,665.00</b>	<b>287,448.79</b>	
Other Expenses:							
6340 Uniforms/Clothing	332.43	4,960.56	6,174.95	1,214.39	13,400.00	7,225.05	
6700 Permits, Fees, & Inspecti	831.80	179.00	3,807.70	3,628.70	4,850.00	1,042.30	
6810 Postage & Freight	738.45	1,383.48	2,327.35	943.87	3,400.00	1,072.65	
6820 Office Supplies	174.80	1,693.61	1,082.28	(611.33)	4,025.00	2,942.72	
6830 Advertising	672.00	3,757.06	805.96	(2,951.10)	3,750.00	2,944.04	
6840 Travel & Training	868.19	11,953.08	13,222.81	1,269.73	21,845.00	8,622.19	
6885 Fines Errors & Losses	0.00	160.84	0.00	(160.84)	0.00	0.00	
6890 Miscellaneous Expenses	0.00	0.09	0.00	(0.09)	0.00	0.00	
6891 Contingency	0.00	0.00	0.00	0.00	15,000.00	15,000.00	
6899 Prior Year Expense	0.00	0.00	856.64	856.64	0.00	(856.64)	
<b>Total Other Expenses...</b>	<b>3,617.67</b>	<b>24,087.72</b>	<b>28,277.69</b>	<b>4,189.97</b>	<b>66,270.00</b>	<b>37,992.31</b>	
Easements & Judgements:							
6870 Easements & Landtaking	0.00	0.00	0.00	0.00	40,000.00	40,000.00	
<b>Total Easements &amp; Judg...</b>	<b>0.00</b>	<b>0.00</b>	<b>0.00</b>	<b>0.00</b>	<b>40,000.00</b>	<b>40,000.00</b>	
<b>Total OPERATING EXPENSE</b>	<b>443,207.43</b>	<b>1,915,418.21</b>	<b>2,079,264.15</b>	<b>163,845.94</b>	<b>4,874,912.22</b>	<b>2,795,648.07</b>	
GAIN/LOSS BEFORE DEPRECIATION	694,804.84	(291,408.31)	(328,166.88)		(82,942.22)	245,224.66	



Profit Loss Report - Grouping Report

Account Description	May 2026		YTD CY	YTD CY	Over/Under Prev. Year	Budget	Uncollected/ Uncommitted
	MTD CY	YTD LY					
Depreciation Expense:							
6910 Deprec Expense-Water	51,067.13	442,170.82	255,610.08	(186,560.74)	0.00	(255,610.08)	
6920 Deprec Expense-Sewer	78,931.34	277,658.30	394,929.43	117,271.13	0.00	(394,929.43)	
<b>Total Depreciation Exp...</b>	<b>129,998.47</b>	<b>719,829.12</b>	<b>650,539.51</b>	<b>(69,289.61)</b>	<b>0.00</b>	<b>(650,539.51)</b>	
OPERATING GAIN/LOSS	564,806.37	(1,011,237.43)	(978,706.39)		(82,942.22)	895,764.17	
NON-OPERATING REVENUE/EXPENSE							
Non-Operating Income:							
4115 Retail Fees-Debt Related	252,875.05	298,418.22	340,581.24	42,163.02	1,018,766.00	678,184.76	
4300 Restricted Revenue	38.18	211.48	184.94	(26.54)	0.00	(184.94)	
7110 Interest Income	9,499.34	36,362.77	37,145.81	783.04	28,890.00	(8,255.81)	
<b>Total Non-Oper Income...</b>	<b>262,412.57</b>	<b>334,992.47</b>	<b>377,911.99</b>	<b>42,919.52</b>	<b>1,047,656.00</b>	<b>669,744.01</b>	
Non-Operating Expense:							
8110 Interest Expense	0.00	39,054.20	31,670.36	(7,383.84)	0.00	(31,670.36)	
8111 Least Interest Exp	2,462.97	3,249.00	2,462.97	(786.03)	0.00	(2,462.97)	
8140 Debt Fees	0.00	7,224.00	7,398.00	174.00	9,648.00	2,250.00	
<b>Total Non-Operat Expen...</b>	<b>(2,462.97)</b>	<b>(49,527.20)</b>	<b>(41,531.33)</b>	<b>7,995.87</b>	<b>(9,648.00)</b>	<b>31,883.33</b>	
Total NON-OPERATING	259,949.60	285,465.27	336,380.66	50,915.39	1,038,008.00	701,627.34	
NET GAIN/LOSS BEFORE CONTRIB	259,949.60	285,465.27	336,380.66		1,038,008.00	701,627.34	
CAPITAL CONTRIBUTIONS							
Grant Revenue:							
9110 Grant & Donation Revenue	0.00	819,005.37	0.00	(819,005.37)	0.00	0.00	
<b>Total Grant Revenue...</b>	<b>0.00</b>	<b>819,005.37</b>	<b>0.00</b>	<b>(819,005.37)</b>	<b>0.00</b>	<b>0.00</b>	
Total CAPITAL CONTRIBUTIONS	0.00	819,005.37	0.00	(819,005.37)	0.00	0.00	
CHANGE IN NET ASSETS.....	824,755.97	93,233.21	(642,325.73)	.	955,065.78	1,597,391.51	

12

**Water Purchases**

as of 12.31.25

	2025	
Vcaledonia Payable		\$ (1,267)
V Avon		\$ (3,950)
City of Roch Payable		\$ (33,277)
Tavon Payable		\$ (1,900)
Village of Lima		
Town of Leicester		

**WB**

Pd Date	TAVON	Period	Amount
2.5.25		11.1.24-1.23.25	\$ 2,335
5.7.25		1.24.25-4.23.25	\$ 2,211
8.4.25		4.24.25-7.29.25	\$ 2,634
11.6.25		7.0.25-10.29.25	\$ 1,979

**WA**

Pd Date	VAVON	Period	Amount
2.5.25		11.4.24-1.31.25	\$ 6,707
5.7.25		2.1.25-4.30.25	\$ 3,734
8.19.25		5.1.25-7.31.25	\$ 3,330
11.18.25		8.1.25-10.31.25	\$ 3,246

**WC**

Pd Date	Vcaledonia	Period	Amount
01.10.25		9.05.24-12.5.24	\$ 959
4.2.25		12.5.24-3.6.25	\$ 979
7.15.25		3.7.25-6.5.25	\$ 1,020
10.1.25		6.5.25-9.8.25	\$ 1,174
12.18.25		9.9.25-12.5.25	\$ 982

**WR**

Pd Date	City of Roch	Period	Amount
2.5.25	Est	11.26.24-12.30.24	\$ 45,554
2.26.25	Est	12.31.24-1.31.25	\$ 29,125
3.19.25	Actual	1.31.25-2.28.25	\$ 33,195
4.16.25	Actual	2.28.25-3.28.25	\$ 32,796
6.4.25 & 6.17.25	Actual	3.28.25-5.30.25	\$ 73,685
7.15.25	Actual	5.31.25-6.26.25	\$ 34,023
8.20.25	Actual	6.26.25-7.31.25	\$ 44,547
9.17.25	Actual	7.31.25-8.28.25	\$ 36,426
10.27.25	Actual	8.28.25-9.30.25	\$ 40,584
11.19.25	Actual	9.30.25-10.30.25	\$ 36,956
12.18.25	Actual	10.30.25-11.25.25	\$ 29,212

Pd Date	V Lima	Period	Amount
1.15.25		12.1.24-12.31.24	\$ 1,214
2.26.25		1.1.25-1.31.25	\$ 1,793
3.19.25		2.1.25-2.28.25	\$ 1,442
5.7.25		3.31.25-3.31.25	\$ 1,603
7.15.25		4.1.25-6.30.25	\$ 4,227
8.19.25		7.12.25-7.31.25	\$ 1,738
9.16.25		8.1.25-8.31.25	\$ 1,703
10.27.25		9.1.25-9.30.25	\$ 1,538
11.18.25		10.1.25-10.31.25	\$ 1,626
12.17.25		11.1.25-11.30.25	\$ 1,505

Pd Date	T. York	Period	Amount
7.7.25		1.1.25-3.31.25	\$ 4,861
7.15.25		4.1.25-6.30.25	\$ 5,848
10.31.25		7.1.25-9.30.25	\$ 936

Pd Date	Vleicester	Period	Amount
4.16.24		1.1.25-3.31.25	\$ 11,467
7.15.25		4.1.25-6.30.25	\$ 11,362
10.15.25		7.1.25-9.30.25	\$ 13,137

Over/Under Prev. Year

as of 05.31.26

	2025	
Vcaledonia Payable		\$ (291) \$ 976
V Avon		\$ (2,836) \$ 1,114
City of Roch Payable		\$ (38,671) \$ (5,394)
Tavon Payable		\$ (1,527) \$ 373
Village of Lima		\$ (1,520) \$ (1,520) x
Villae of Leicester		\$ (10,888) \$ (10,888) x
T. York		\$ (5,963) \$ (5,963)

**WB**

Pd Date	TAVON	Period	Amount
2.4.26		10.30.25-1.31.26	\$ 2,454 \$ 119
5.6.26		2.1.26-4.30.26	\$ 3,673 \$ 1,462

**WA**

Pd Date	VAVON	Period	Amount
2.18.26		11.1.25-1.31.26	\$ 3,698 \$ (3,009)
5.20.26		2.1.26-4.30.26	\$ 3,899 \$ 165

**WC**

Pd Date	Vcaledonia	Period	Amount
3.18.26		12.5.25-3.15.26	\$ 1,087 \$ (959)
			\$ 1,087
			\$ (979)

**WR**

Pd Date	City of Roch	Period	Amount
1.20.26		11.25.25-12.31.25	\$ 38,768 \$ 38,768
2.18.26		1.1.26-1.29.26	\$ 34,565 \$ (10,989)
3.17.26		1.27.26-2.27.26	\$ 30,479 \$ (2,716)
4.27.26		2.27.26-3.31.26	\$ 33,702 \$ 906
5.19.26		4.1.26-4.29.26	\$ 30,939 \$ 30,939

Pd Date	V Lima	Period	Amount
1.21.26		12.1.25-12.31.25	\$ 1,520 \$ 306
			\$ (1,793)
3.18.26		1.1.26-2.28.26	\$ 4,807 \$ 3,365
4.27.26		3.1.26-3.31.26	\$ 1,472 \$ 1,472
			\$ (1,603)

Pd Date	T. York	Period	Amount
1.7.26		10.1.25-12.31.25	\$ 5,963 \$ 5,963
4.1.26		1.1.26-3.31.26	\$ 7,363 \$ (4,868)

Pd Date	Vleicester	Period	Amount
1.7.26		10.1.25-12.31.25	\$ 10,888 \$ 10,888
4.14.26		1.1.26-3.31.26	\$ 9,685 \$ (1,782)

\$163,267 \$ 23,678

**Purchased Sewer 2026 vs 2025** **As of**  
**5/31/2026**

Payable

Village of Avon	\$ (5,830)
Village of Mt. Morris	\$ (9,004)

SA

Pd Date	Period	Amount
2.5.25	11.1.24-1.31.25	\$ 9,236
5.7.25	2.1.25-4.30.25	\$ 9,119
8.4.25	5.1.25-7.31.25	\$ 8,962
11.18.25	8.1.25-10.31.25	\$ 8,610

SM

Pd Date	Period	Amount
2.5.25	11.1.24-1.31.25	\$ 13,133
5.15.25	2.1.25-4.30.25	\$ 12,256
8.4.25	5.1.2-7.31.25	\$ 11,171
11.6.25	8.1.25-10.31.25	\$ 13,678

\$ 71,330.44

Payable

Village of Avon	\$ (5,987)	\$ (157)
Village of Mt. Morris	\$ (8,373)	\$ 631

SA

Pd Date	Period	Amount
2.18.26	11.1.25-1.31.26	\$ 11,497
5.20.26	2.1.26-4.30.26	\$ 15,055

SM

Pd Date	Period	Amount
2.18.26	11.1.25-1.31.26	\$ 13,449
5.6.26	2.1.26-4.30.26	\$ 11,766

\$ 37,407 \$ 8,497

15

District	Feb-25			Feb-26			% (+/-)	May-25			May-26			% (+/-)	(+/-) over May of last year	Notes
SA	\$	28,563.31	\$	31,771.48		11.23	\$	29,759.79	\$	32,939.18		10.68		3,179.39		
SA-2	\$	11,444.93	\$	12,097.36		5.70	\$	11,632.47	\$	11,872.01		2.06		239.54		
SD	\$	9,352.11	\$	11,088.26		18.56	\$	10,032.71	\$	10,873.95		8.38		841.24		
SL-1	\$	7,166.75	\$	6,628.74		(7.51)	\$	9,505.17	\$	5,011.00		(47.28)	(4,494.17)	2025 Quicklees 800,000 gallon leak		
SL-2	\$	294,558.94	\$	308,289.99		4.66	\$	299,617.50	\$	321,338.35		7.25	21,720.85			
SL-4	\$	14,605.69	\$	15,505.33		6.16	\$	14,326.40	\$	15,071.68		5.20	745.28			
SL-5	\$	17,819.61	\$	17,988.89		0.95	\$	18,092.79	\$	18,134.59		0.23	41.80			
SL91	\$	79,318.41	\$	76,799.17		(3.18)	\$	76,722.02	\$	78,745.95		2.64	2,023.93			
SM1	\$	13,936.04	\$	16,064.91		15.28	\$	14,380.01	\$	14,999.19		4.31	619.18			
SM-2	\$	10,148.50	\$	9,757.92		(3.85)	\$	9,411.92	\$	8,022.07		(14.77)	(1,389.85)			
TSPRING-S			\$	30,678.63			\$	38,976.38	\$	33,311.12		(14.54)	(5,665.26)			
WA1	\$	7,265.18	\$	6,989.65		(3.79)	\$	7,006.16	\$	8,153.04		16.37	1,146.88			
WB	\$	3,304.31	\$	3,080.19		(6.78)	\$	2,998.75	\$	3,167.64		5.63	168.89			
WC	\$	3,146.13	\$	3,190.24		1.40	\$	2,976.99	\$	3,559.52		19.57	582.53			
WRWL-GROV	\$	13,190.94	\$	13,144.16		(0.35)	\$	12,601.68	\$	13,439.56		6.65	837.88			
WR1	\$	32,180.77	\$	32,401.55		0.69	\$	31,225.56	\$	33,757.32		8.11	2,531.76			
WR10	\$	11,002.97	\$	11,159.46		1.42	\$	10,077.33	\$	11,205.43		11.19	1,128.10			
WR11	\$	1,491.81	\$	1,503.27		0.77	\$	1,398.23	\$	1,400.59		0.17	2.36			
WR12	\$	16,639.35	\$	17,387.31		4.50	\$	16,510.17	\$	17,778.33		7.68	1,268.16			
WR13	\$	884.61	\$	883.52		(0.12)	\$	798.51	\$	823.65		3.15	25.14			
WR14	\$	88,039.03	\$	97,384.86		10.62	\$	123,751.30	\$	86,146.59		(30.39)	(37,604.71)	2025 DOCCS large leak		
WR2	\$	6,279.13	\$	6,954.33		10.75	\$	7,678.06	\$	7,075.37		(7.85)	(602.69)			
WR3	\$	317.74	\$	305.51		(3.85)	\$	308.38	\$	324.10		5.10	15.72			
WR4	\$	31,846.96	\$	32,658.47		2.55	\$	30,529.33	\$	32,993.03		8.07	2,463.70			
WR5	\$	38,544.15	\$	36,598.63		(5.05)	\$	35,543.67	\$	37,860.62		6.52	2,316.95			
WR6	\$	3,898.88	\$	4,029.07		3.34	\$	3,718.05	\$	3,842.70		3.35	124.65			
WR7	\$	94,736.25	\$	106,035.75		11.93	\$	118,918.01	\$	109,875.99		(7.60)	(9,042.02)			
WR8	\$	27,258.63	\$	27,815.70		2.04	\$	25,399.01	\$	27,487.39		8.22	2,088.38			
WR9									\$	37.84						
WRH1							\$	78.84	\$	85.50			6.66			
WR91	\$	61,004.56	\$	62,010.65		1.65	\$	58,493.42	\$	62,964.36		7.64	4,470.94			
W1LR	\$	3,417.70	\$	3,507.96		2.64	\$	3,327.12	\$	3,764.52		13.15	437.40			
W2LR	\$	10,865.60	\$	11,908.64		9.60	\$	11,456.69	\$	13,882.79		21.18	2,426.10			
W3LR	\$	2,897.43	\$	3,070.27		5.97	\$	2,499.59	\$	3,153.03		26.14	653.44			
W4LR	\$	684.21	\$	631.81		(7.66)	\$	637.58	\$	672.41		5.46	34.83			
T/L	\$	22,075.70	\$	22,289.98		0.97	\$	21,105.82	\$	23,497.28		11.33	2,391.46			
LEIC36	\$	4,139.71	\$	4,761.22		15.01	\$	3,988.21	\$	4,337.97		8.77	349.76			
TSPRING-W	\$	-	\$	13,216.79			\$	14,022.38	\$	14,833.90		5.79	811.52			
<b>TOTALS</b>	<b>\$</b>	<b>972,026.04</b>	<b>\$</b>	<b>1,059,589.67</b>		<b>\$87,563.63</b>	<b>\$</b>	<b>1,079,506.00</b>	<b>\$</b>	<b>1,076,439.56</b>		<b>\$ (3,066.44)</b>				

(14)

Livingston County WSA  
 Vendor Activity - Cash Disbursements - Board Meeting - Capital Expense Overview  
 From 5/1/2026 through 5/31/2026

<u>Vendor Name</u>	<u>Date Paid</u>	<u>Transaction Description</u>	<u>GL Code</u>	<u>Account Description</u>	<u>Expenses</u>	<u>Check #</u>
<b>Crane Hogan Structural Systems, Inc</b>						
	5/6/2026	P31455 - Pay App 8	1600	Work-In-Progress	503,780.71	6507
<b>Transaction Total</b>					<b>503,780.71</b>	
<b>DN LLC*</b>						
	5/20/2026	P31131 - Pay App 3 04/01/26 - 04/30/2	1600	Work-In-Progress	198,264.91	6539
	5/6/2026	P31131 - Pay App 2 03/01/26 - 03/31/2	1600	Work-In-Progress	76,000.00	6508
<b>Transaction Total</b>					<b>274,264.91</b>	
<b>Duke Holzman Photiadis &amp; Ritter LLF</b>						
	5/6/2026	P31450 - Legal Services 04/01/26 - 04/	1600	Work-In-Progress	3,209.50	6509
<b>Transaction Total</b>					<b>3,209.50</b>	
<b>GHD Consulting Services Inc*</b>						
	5/20/2026	P31455 - SCADA Improve II 03/29/26 -	1600	Work-In-Progress	9,934.48	6543
<b>Transaction Total</b>					<b>9,934.48</b>	
<b>Genesee Finger Lakes Regional Plan</b>						
	5/6/2026	P31450 - Grant 01/01/26 - 03/31/26	1600	Work-In-Progress	189.08	6512
<b>Transaction Total</b>					<b>189.08</b>	
<b>Kinsley Group, Inc*</b>						
	5/6/2026	P31455 - Generator	1600	Work-In-Progress	5,864.65	6517
<b>Transaction Total</b>					<b>5,864.65</b>	
<b>LG Evans Construction, Inc*</b>						
	5/20/2026	P31131 - Pay App 2 - Contract 4 Shelly	1600	Work-In-Progress	16,913.08	6546
<b>Transaction Total</b>					<b>16,913.08</b>	
<b>Rochester Gas &amp; Electric*</b>						
	5/21/2026	4440 ELR Service Upgrades	1600	Work-In-Progress	2,574.93	385
	5/20/2026	P31455 - 5341 West Lake Rd - Meter l	1600	Work-In-Progress	807.38	6555
	5/21/2026	4088 ELR-Gas Meter Upgrade	1600	Work-In-Progress	1,113.89	386
	5/21/2026	5719 Old Orchard-Elavated pressure	1600	Work-In-Progress	350.00	387
	5/21/2026	5289 East Lake-gas meter upgrade &	1600	Work-In-Progress	1,097.57	388
	5/21/2026	5158 ELR-gas meter upgrade	1600	Work-In-Progress	1,543.76	389
<b>Transaction Total</b>					<b>7,487.53</b>	
<b>Ti-Sales Inc*</b>						
	5/20/2026	P31455 - 6" Neptune	1600	Work-In-Progress	8,632.73	6557
	5/20/2026	P31455 - 8" Neptune	1600	Work-In-Progress	12,997.01	6557
<b>Transaction Total</b>					<b>21,629.74</b>	
<b>Grand Totals...</b>					<b>843,273.68</b>	

Livingston County WSA  
Vendor Activity - Cash Disbursements - Board Meeting - Operating Expense Overview  
From 5/1/2026 through 5/31/2026

(16)

<u>Vendor Name</u>	<u>Date Paid</u>	<u>Transaction Description</u>	<u>GL Code</u>	<u>Account Description</u>	<u>Expenses</u>	<u>Check #</u>
<b>ALS Group USA*</b>						
	5/6/2026	Lakeville Samples 04/16/26	6320	Laboratory Services	189.00	6500
	5/20/2026	Springwater WWTP Samples 04/23/26	6320	Laboratory Services	268.00	6531
	5/20/2026	Lakeville Samples 04/23/26	6320	Laboratory Services	189.00	6531
	5/20/2026	Groveland Samples 04/23/26	6320	Laboratory Services	202.00	6531
	5/20/2026	Water Samples 05/06/26	6320	Laboratory Services	340.00	6531
	5/20/2026	Water Samples 05/05/26	6320	Laboratory Services	95.00	6531
	5/20/2026	Water Samples 04/28/26	6320	Laboratory Services	305.00	6531
	5/20/2026	Lakeville Samples 04/30/26	6320	Laboratory Services	189.00	6531
	5/20/2026	Springwater WWTP PFA's Samples 04	6320	Laboratory Services	1,338.00	6531
	5/6/2026	Water Sampling 04/20/26	6320	Laboratory Services	330.00	6500
	5/6/2026	Water Sampling 04/20/26	6320	Laboratory Services	10.00	6500
	5/6/2026	Lab Testing 04/09/26 for Sludge Haulin	6325	Sludge Hauling	5,645.00	6500
	5/20/2026	Groveland Samples 04/30/26	6320	Laboratory Services	202.00	6531
<b>Transaction Total</b>					<b>9,302.00</b>	
<b>BLATTNER ENERGY*</b>						
	5/6/2026	Account Refund 99-15382	1210	A/R Retail Service Fees	19.68	6501
	5/6/2026	Account Refund 99-15382	1215	A/R Fees-Debt	1.84	6501
<b>Transaction Total</b>					<b>21.52</b>	
<b>Blue Collar Workwear*</b>						
	5/20/2026	Boots - Sean Delaney clothing allowanc	6340	Uniforms & Clothing	2.29	6532
	5/20/2026	Boots - Sean Delaney clothing allowanc	6340	Uniforms & Clothing	1.96	6532
	5/20/2026	Boots - Sean Delaney clothing allowanc	6340	Uniforms & Clothing	50.95	6532
	5/20/2026	Boots - Sean Delaney clothing allowanc	6340	Uniforms & Clothing	59.80	6532
<b>Transaction Total</b>					<b>115.00</b>	
<b>CSEA Employee Benefit Fund Dental</b>						
	5/20/2026	Dental and Vision 06/01/26 - 06/30/26	5050	Health Insurance	45.00	6533
	5/20/2026	Dental and Vision 06/01/26 - 06/30/26	5050	Health Insurance	228.47	6533
	5/20/2026	Dental and Vision 06/01/26 - 06/30/26	5050	Health Insurance	9.17	6533
	5/20/2026	Dental and Vision 06/01/26 - 06/30/26	5050	Health Insurance	9.17	6533
	5/20/2026	Dental and Vision 06/01/26 - 06/30/26	5050	Health Insurance	343.58	6533
	5/20/2026	Dental and Vision 06/01/26 - 06/30/26	5050	Health Insurance	5.24	6533
	5/20/2026	Dental and Vision 06/01/26 - 06/30/26	5050	Health Insurance	28.82	6533
	5/20/2026	Dental and Vision 06/01/26 - 06/30/26	2050	Accrued Payroll	739.89	6533
	5/20/2026	Dental and Vision 06/01/26 - 06/30/26	5050	Health Insurance	190.31	6533
	5/20/2026	Dental and Vision 06/01/26 - 06/30/26	5050	Health Insurance	164.11	6533
	5/20/2026	Dental and Vision 06/01/26 - 06/30/26	5050	Health Insurance	3.28	6533
	5/20/2026	Dental and Vision 06/01/26 - 06/30/26	5050	Health Insurance	3.28	6533
	5/20/2026	Dental and Vision 06/01/26 - 06/30/26	5050	Health Insurance	306.35	6533
<b>Transaction Total</b>					<b>2,076.67</b>	
<b>Casella Waste Services*</b>						
	5/20/2026	Trash Removal 05/01/26 - 05/31/26	6310	Outside O & M Services	143.89	6534
	5/20/2026	Trash Removal 05/01/26 - 05/31/26	6310	Outside O & M Services	168.89	6534
	5/20/2026	Trash Removal 05/01/26 - 05/31/26	6310	Outside O & M Services	6.48	6534
	5/20/2026	Trash Removal 05/01/26 - 05/31/26	6310	Outside O & M Services	5.53	6534
<b>Transaction Total</b>					<b>324.79</b>	
<b>Cavanaugh &amp; Associates, P.A.*</b>						
	5/6/2026	Water Loss Prevention 03/01/26 - 03/3	6125	Project Engineering	673.60	6502
	5/20/2026	Water Loss Prevention 04/01/26 - 04/3	6125	Project Engineering	1,684.00	6535
	5/6/2026	Water Loss Prevention 03/01/26 - 03/3	6125	Project Engineering NC	20,376.40	6502
	5/20/2026	Water Loss Prevention 04/01/26 - 04/3	6125	Project Engineering NC	50,941.00	6535

Vendor Name	Date Paid	Transaction Description	GL Code	Account Description	Expenses	Check #
<b>Transaction Total</b>					<b>73,675.00</b>	
<b>Charter Communications*</b>						
	5/20/2026	Internet Svs 1997 DAngelo 05/01/26-0!	6140	Computer Services	79.74	6536
	5/20/2026	Internet Svs 1997 DAngelo 05/01/26-0!	6140	Computer Services	93.60	6536
	5/20/2026	Internet Svs 1997 DAngelo 05/01/26-0!	6140	Computer Services	3.60	6536
	5/6/2026	Internet Airport Tank 04/20/26-05/19/26	6140	Computer Services	100.40	6503
	5/20/2026	Internet Svs 1997 DAngelo 05/01/26-0!	6140	Computer Services	3.06	6536
<b>Transaction Total</b>					<b>280.40</b>	
<b>City Treasurer, Rochester, NY*</b>						
	5/20/2026	03-01-26 - 04/29/26	6510	Purchased Water - CoRoche	30,938.74	6537
<b>Transaction Total</b>					<b>30,938.74</b>	
<b>Clark Patterson Lee*</b>						
	5/20/2026	Lakeville Sludge Pump #2 04/01/26-05.	6120	Engineering Services	990.00	6538
<b>Transaction Total</b>					<b>990.00</b>	
<b>Commercial Automotive*</b>						
	5/6/2026	2022 Ford F150 #118- o2 sensor, wipe	6420	Vehicle Maint/Repair	332.80	6504
	5/6/2026	2022 Ford F150 #118- o2 sensor, wipe	6420	Vehicle Maint/Repair	283.52	6504
	5/6/2026	2022 Ford F150 #118- o2 sensor, wipe	6420	Vehicle Maint/Repair	10.88	6504
	5/6/2026	2022 Ford F150 #118- o2 sensor, wipe	6420	Vehicle Maint/Repair	12.80	6504
<b>Transaction Total</b>					<b>640.00</b>	
<b>Complete Payroll*</b>						
	5/8/2026	PR10 (04.19.26-05.02.26) PD 05.08.26	5030	FICA	948.66	381
	5/8/2026	PR10 (04.19.26-05.02.26) PD 05.08.26	5030	FICA	30.87	381
	5/8/2026	PR10 (04.19.26-05.02.26) PD 05.08.26	5030	FICA	161.54	381
	5/8/2026	PR10 (04.19.26-05.02.26) PD 05.08.26	5030	FICA	21.42	381
	5/8/2026	PR10 (04.19.26-05.02.26) PD 05.08.26	5030	FICA	1,084.04	381
	5/8/2026	PR10 (04.19.26-05.02.26) PD 05.08.26	5030	FICA	117.79	381
	5/8/2026	PR10 (04.19.26-05.02.26) PD 05.08.26	5030	FICA	7.81	381
	5/8/2026	PR10 (04.19.26-05.02.26) PD 05.08.26	5030	FICA	30.87	381
	5/8/2026	PR10 (04.19.26-05.02.26) PD 05.08.26	6130	Financial Services	4.31	381
	5/8/2026	PR10 (04.19.26-05.02.26) PD 05.08.26	6130	Financial Services	112.41	381
	5/8/2026	PR10 (04.19.26-05.02.26) PD 05.08.26	5030	FICA	958.53	381
	5/8/2026	PR10 (04.19.26-05.02.26) PD 05.08.26	5070	Unemployment	44.79	381
	5/8/2026	PR10 (04.19.26-05.02.26) PD 05.08.26	5070	Unemployment	38.16	381
	5/8/2026	PR10 (04.19.26-05.02.26) PD 05.08.26	5070	Unemployment	1.46	381
	5/8/2026	PR10 (04.19.26-05.02.26) PD 05.08.26	5070	Unemployment	1.72	381
	5/8/2026	PR10 (04.19.26-05.02.26) PD 05.08.26	6130	Financial Services	131.95	381
	5/8/2026	PR10 (04.19.26-05.02.26) PD 05.08.26	5030	FICA	7.81	381
	5/8/2026	PR10 (04.19.26-05.02.26) PD 05.08.26	5030	FICA	571.44	381
	5/8/2026	PR10 (04.19.26-05.02.26) PD 05.08.26	5010	Wages & Salaries	11,125.30	381
	5/8/2026	PR10 (04.19.26-05.02.26) PD 05.08.26	5010	Overtime	373.13	381
	5/8/2026	PR10 (04.19.26-05.02.26) PD 05.08.26	5010	Overtime	373.13	381
	5/8/2026	PR10 (04.19.26-05.02.26) PD 05.08.26	5010	Wages & Salaries	12,420.55	381
	5/8/2026	PR10 (04.19.26-05.02.26) PD 05.08.26	5010	Wages & Salaries	1,801.57	381
	5/8/2026	PR10 (04.19.26-05.02.26) PD 05.08.26	5010	Wages & Salaries	273.43	381
	5/8/2026	PR10 (04.19.26-05.02.26) PD 05.08.26	5010	Wages & Salaries	7,279.21	381
	5/8/2026	PR10 (04.19.26-05.02.26) PD 05.08.26	5010	Wages & Salaries	99.41	381
	5/8/2026	PR10 (04.19.26-05.02.26) PD 05.08.26	5010	Wages & Salaries	99.41	381
	5/8/2026	PR10 (04.19.26-05.02.26) PD 05.08.26	5010	Wages & Salaries	1,503.87	381
	5/8/2026	PR10 (04.19.26-05.02.26) PD 05.08.26	5010	Wages & Salaries	11,039.42	381
	5/8/2026	PR10 (04.19.26-05.02.26) PD 05.08.26	5020	Overtime	28.76	381
	5/8/2026	PR10 (04.19.26-05.02.26) PD 05.08.26	5020	Overtime	21.06	381
	5/8/2026	PR10 (04.19.26-05.02.26) PD 05.08.26	5020	Overtime	1,420.20	381
	5/8/2026	PR10 (04.19.26-05.02.26) PD 05.08.26	5020	Overtime	1,198.83	381
	5/8/2026	PR10 (04.19.26-05.02.26) PD 05.08.26	5030	FICA	662.35	381
	5/8/2026	PR10 (04.19.26-05.02.26) PD 05.08.26	5020	Overtime	21.06	381

18

Vendor Name	Date Paid	Transaction Description	GL Code	Account Description	Expenses	Check #
	5/8/2026	PR10 (04.19.26-05.02.26) PD 05.08.26	5020	Overtime	986.95	381
	5/8/2026	PR10 (04.19.26-05.02.26) PD 05.08.26	5020	Overtime	16.80	381
	5/8/2026	PR10 (04.19.26-05.02.26) PD 05.08.26	5020	Overtime	0.26	381
	5/8/2026	PR10 (04.19.26-05.02.26) PD 05.08.26	5020	Overtime	0.26	381
	5/8/2026	PR10 (04.19.26-05.02.26) PD 05.08.26	5020	Overtime	260.88	381
	5/8/2026	PR10 (04.19.26-05.02.26) PD 05.08.26	6130	Financial Services	5.07	381
	5/8/2026	PR10 (04.19.26-05.02.26) PD 05.08.26	5050	Health Insurance	202.50	381
	5/22/2026	PR11 (05.03.26-05.16.26) PD 05.22.26	5070	Unemployment	0.81	384
	5/22/2026	PR11 (05.03.26-05.16.26) PD 05.22.26	5070	Unemployment	0.95	384
	5/22/2026	PR11 (05.03.26-05.16.26) PD 05.22.26	6130	Financial Services	126.51	384
	5/22/2026	PR11 (05.03.26-05.16.26) PD 05.22.26	6130	Financial Services	107.77	384
	5/22/2026	PR11 (05.03.26-05.16.26) PD 05.22.26	5030	FICA	713.55	384
	5/22/2026	PR11 (05.03.26-05.16.26) PD 05.22.26	5030	FICA	802.84	384
	5/22/2026	PR11 (05.03.26-05.16.26) PD 05.22.26	5020	Overtime	787.11	384
	5/22/2026	PR11 (05.03.26-05.16.26) PD 05.22.26	5020	Overtime	960.63	384
	5/22/2026	PR11 (05.03.26-05.16.26) PD 05.22.26	5070	Unemployment	21.11	384
	5/22/2026	PR11 (05.03.26-05.16.26) PD 05.22.26	5070	Unemployment	24.78	384
	5/22/2026	PR11 (05.03.26-05.16.26) PD 05.22.26	5030	FICA	953.63	384
	5/22/2026	PR11 (05.03.26-05.16.26) PD 05.22.26	5030	FICA	7.72	384
	5/22/2026	PR11 (05.03.26-05.16.26) PD 05.22.26	5030	FICA	116.84	384
	5/22/2026	PR11 (05.03.26-05.16.26) PD 05.22.26	5030	FICA	21.24	384
	5/22/2026	PR11 (05.03.26-05.16.26) PD 05.22.26	5030	FICA	161.50	384
	5/22/2026	PR11 (05.03.26-05.16.26) PD 05.22.26	5030	FICA	902.74	384
	5/22/2026	PR11 (05.03.26-05.16.26) PD 05.22.26	5030	FICA	38.13	384
	5/22/2026	PR11 (05.03.26-05.16.26) PD 05.22.26	5030	FICA	38.13	384
	5/22/2026	PR11 (05.03.26-05.16.26) PD 05.22.26	5030	FICA	1,073.76	384
	5/22/2026	PR11 (05.03.26-05.16.26) PD 05.22.26	5020	Overtime	93.60	384
	5/22/2026	PR11 (05.03.26-05.16.26) PD 05.22.26	5020	Overtime	93.60	384
	5/22/2026	PR11 (05.03.26-05.16.26) PD 05.22.26	5010	Wages & Salaries	99.42	384
	5/22/2026	PR11 (05.03.26-05.16.26) PD 05.22.26	5010	Wages & Salaries	9,183.93	384
	5/22/2026	PR11 (05.03.26-05.16.26) PD 05.22.26	5030	FICA	7.72	384
	5/22/2026	PR11 (05.03.26-05.16.26) PD 05.22.26	6130	Financial Services	4.13	384
	5/22/2026	PR11 (05.03.26-05.16.26) PD 05.22.26	6130	Financial Services	4.86	384
	5/22/2026	PR11 (05.03.26-05.16.26) PD 05.22.26	5050	Health Insurance	202.50	384
	5/22/2026	PR11 (05.03.26-05.16.26) PD 05.22.26	5050	Health Insurance	172.50	384
	5/8/2026	PR10 (04.19.26-05.02.26) PD 05.08.26	5050	Health Insurance	172.50	381
	5/22/2026	PR11 (05.03.26-05.16.26) PD 05.22.26	5010	Wages & Salaries	99.42	384
	5/22/2026	PR11 (05.03.26-05.16.26) PD 05.22.26	5010	Wages & Salaries	1,503.87	384
	5/22/2026	PR11 (05.03.26-05.16.26) PD 05.22.26	5010	Wages & Salaries	273.43	384
	5/22/2026	PR11 (05.03.26-05.16.26) PD 05.22.26	5020	Overtime	837.74	384
	5/22/2026	PR11 (05.03.26-05.16.26) PD 05.22.26	5020	Overtime	117.13	384
	5/22/2026	PR11 (05.03.26-05.16.26) PD 05.22.26	5010	Wages & Salaries	11,486.76	384
	5/22/2026	PR11 (05.03.26-05.16.26) PD 05.22.26	5010	Wages & Salaries	12,859.39	384
	5/22/2026	PR11 (05.03.26-05.16.26) PD 05.22.26	5010	Overtime	397.13	384
	5/22/2026	PR11 (05.03.26-05.16.26) PD 05.22.26	5010	Overtime	397.13	384
	5/22/2026	PR11 (05.03.26-05.16.26) PD 05.22.26	5010	Wages & Salaries	10,781.20	384
	5/22/2026	PR11 (05.03.26-05.16.26) PD 05.22.26	5010	Wages & Salaries	1,961.51	384
	5/8/2026	PR10 (04.19.26-05.02.26) PD 05.08.26	5010	Wages & Salaries	8,427.30	381
	5/22/2026	PR11 (05.03.26-05.16.26) PD 05.22.26	5010	Wages & Salaries	10,333.01	384

**Transaction Total 131,858.52**

**Constellation NewEnergy, Inc\***

5/6/2026	Electric 03/27/26 - 04/27/26	6210	Electricity	303.55	6505
5/6/2026	Electric 03/27/26 - 04/27/26	6210	Electricity	88.43	6505

**Transaction Total 391.98**

**Core and Main LP\***

5/6/2026	Groveland Temp Water Service pipe fit	6620	Building Supply	189.75	6506
5/6/2026	Hemlock PS materials and fittings	6620	Building Supply	554.19	6506
5/6/2026	HYMAX Couplings for repair	6620	Building Supply	47.53	6506
5/6/2026	HYMAX Couplings for repair	6620	Building Supply	1,437.83	6506

<u>Vendor Name</u>	<u>Date Paid</u>	<u>Transaction Description</u>	<u>GL Code</u>	<u>Account Description</u>	<u>Expenses</u>	<u>Check #</u>
<b>Transaction Total</b>					<b>2,229.30</b>	
<b>Data Mail, Inc*</b>						
	5/20/2026	02/01/26 - 04/30/26	6310	Outside O & M Services	1,905.40	6540
	5/20/2026	02/01/26 - 04/30/26	6310	Outside O & M Services	2,236.59	6540
	5/20/2026	02/01/26 - 04/30/26	6310	Outside O & M Services	86.02	6540
	5/20/2026	02/01/26 - 04/30/26	6310	Outside O & M Services	73.12	6540
<b>Transaction Total</b>					<b>4,301.13</b>	
<b>Elan Financial Services*</b>						
	5/26/2026	04/14/26 - 05/15/26 Five Star Bank CC	6621	Maint & Repair (Bldg & Prop)	85.96	392
	5/26/2026	04/14/26 - 05/15/26 Five Star Bank CC	6620	Building Supply	1.23	392
	5/26/2026	04/14/26 - 05/15/26 Five Star Bank CC	6620	Building Supply	1.07	392
	5/26/2026	04/14/26 - 05/15/26 Five Star Bank CC	6610	Equipment Repair/Supply	29.71	392
	5/26/2026	04/14/26 - 05/15/26 Five Star Bank CC	6610	Equipment Repair/Supply	165.95	392
	5/26/2026	04/14/26 - 05/15/26 Five Star Bank CC	6621	Maint & Repair (Bldg & Prop)	23.16	392
	5/26/2026	04/14/26 - 05/15/26 Five Star Bank CC	6840	Travel & Training	143.58	392
	5/26/2026	04/14/26 - 05/15/26 Five Star Bank CC	6840	Travel & Training	4.74	392
	5/26/2026	04/14/26 - 05/15/26 Five Star Bank CC	6840	Travel & Training	97.77	392
	5/26/2026	04/14/26 - 05/15/26 Five Star Bank CC	6620	Building Supply	27.69	392
	5/26/2026	04/14/26 - 05/15/26 Five Star Bank CC	6620	Building Supply	32.50	392
	5/26/2026	04/14/26 - 05/15/26 Five Star Bank CC	6610	Equipment Repair/Supply	0.61	392
	5/26/2026	04/14/26 - 05/15/26 Five Star Bank CC	6610	Equipment Repair/Supply	0.54	392
	5/26/2026	04/14/26 - 05/15/26 Five Star Bank CC	6610	Equipment Repair/Supply	13.89	392
	5/26/2026	04/14/26 - 05/15/26 Five Star Bank CC	6610	Equipment Repair/Supply	16.30	392
	5/26/2026	04/14/26 - 05/15/26 Five Star Bank CC	6810	Postage	165.85	392
	5/26/2026	04/14/26 - 05/15/26 Five Star Bank CC	6625	Purchased Equipment	114.40	392
	5/26/2026	04/14/26 - 05/15/26 Five Star Bank CC	6625	Purchased Equipment	97.46	392
	5/26/2026	04/14/26 - 05/15/26 Five Star Bank CC	6625	Purchased Equipment	3.74	392
	5/26/2026	04/14/26 - 05/15/26 Five Star Bank CC	6620	Building Supply	3.80	392
	5/26/2026	04/14/26 - 05/15/26 Five Star Bank CC	6620	Building Supply	115.20	392
	5/26/2026	04/14/26 - 05/15/26 Five Star Bank CC	6700	Permits/Fees/Inspections	6.40	392
	5/26/2026	04/14/26 - 05/15/26 Five Star Bank CC	6610	Equipment Repair/Supply	4.88	392
	5/26/2026	04/14/26 - 05/14/26 Five Star Bank CC	6620	Building Supply	0.35	390
	5/26/2026	04/14/26 - 05/15/26 Five Star Bank CC	6625	Purchased Equipment	4.39	392
	5/26/2026	04/14/26 - 05/15/26 Five Star Bank CC	6840	Travel & Training	3.23	392
	5/26/2026	04/14/26 - 05/15/26 Five Star Bank CC	6625	Purchased Equipment	91.26	392
	5/26/2026	04/14/26 - 05/15/26 Five Star Bank CC	6620	Building Supply	3.84	392
	5/26/2026	04/14/26 - 05/15/26 Five Star Bank CC	6620	Building Supply	116.36	392
	5/26/2026	04/14/26 - 05/15/26 Five Star Bank CC	6620	Building Supply	2.90	392
	5/26/2026	04/14/26 - 05/15/26 Five Star Bank CC	6625	Purchased Equipment	77.75	392
	5/26/2026	04/14/26 - 05/15/26 Five Star Bank CC	6625	Purchased Equipment	2.99	392
	5/26/2026	04/14/26 - 05/15/26 Five Star Bank CC	6625	Purchased Equipment	3.49	392
	5/26/2026	04/14/26 - 05/15/26 Five Star Bank CC	6610	Equipment Repair/Supply	25.60	392
	5/26/2026	04/14/26 - 05/15/26 Five Star Bank CC	2090	OtherAccounts Payable	49.36	392
	5/26/2026	04/14/26 - 05/15/26 Five Star Bank CC	6620	Building Supply	50.82	392
	5/26/2026	04/14/26 - 05/15/26 Five Star Bank CC	6620	Building Supply	25.41	392
	5/26/2026	04/14/26 - 05/15/26 Five Star Bank CC	6620	Building Supply	63.09	392
	5/26/2026	04/14/26 - 05/15/26 Five Star Bank CC	6620	Building Supply	23.75	392
	5/26/2026	04/14/26 - 05/15/26 Five Star Bank CC	6625	Purchased Equipment	5.15	392
	5/26/2026	04/14/26 - 05/15/26 Five Star Bank CC	6620	Building Supply	11.07	392
	5/26/2026	04/14/26 - 05/15/26 Five Star Bank CC	6620	Building Supply	13.00	392
	5/26/2026	04/14/26 - 05/15/26 Five Star Bank CC	6840	Travel & Training	3.29	392
	5/26/2026	04/14/26 - 05/15/26 Five Star Bank CC	6840	Travel & Training	99.71	392
	5/26/2026	04/14/26 - 05/15/26 Five Star Bank CC	6620	Building Supply	0.43	392
	5/26/2026	04/14/26 - 05/15/26 Five Star Bank CC	6620	Building Supply	0.49	392
	5/26/2026	04/14/26 - 05/15/26 Five Star Bank CC	6625	Purchased Equipment	146.11	392
	5/26/2026	04/14/26 - 05/15/26 Five Star Bank CC	6625	Purchased Equipment	155.80	392
	5/26/2026	04/14/26 - 05/15/26 Five Star Bank CC	6625	Purchased Equipment	5.61	392
	5/26/2026	04/14/26 - 05/15/26 Five Star Bank CC	6625	Purchased Equipment	4.78	392
	5/26/2026	04/14/26 - 05/15/26 Five Star Bank CC	6625	Purchased Equipment	124.47	392

<u>Vendor Name</u>	<u>Date Paid</u>	<u>Transaction Description</u>	<u>GL Code</u>	<u>Account Description</u>	<u>Expenses</u>	<u>Check #</u>
	5/26/2026	04/14/26 - 05/15/26 Five Star Bank CC	6810	Postage	0.18	392
	5/26/2026	04/14/26 - 05/15/26 Five Star Bank CC	6810	Postage	0.17	392
	5/26/2026	04/14/26 - 05/15/26 Five Star Bank CC	6810	Postage	4.30	392
	5/26/2026	04/14/26 - 05/14/26 Five Star Bank CC	6810	Postage	5.05	390
	5/26/2026	04/14/26 - 05/14/26 Five Star Bank CC	6810	Postage	0.42	390
	5/26/2026	04/14/26 - 05/14/26 Five Star Bank CC	6810	Postage	9.28	390
	5/26/2026	04/14/26 - 05/14/26 Five Star Bank CC	6840	Travel & Training	7.98	390
	5/26/2026	04/14/26 - 05/14/26 Five Star Bank CC	6840	Travel & Training	241.42	390
	5/26/2026	04/14/26 - 05/14/26 Five Star Bank CC	6840	Travel & Training	8.00	390
	5/26/2026	04/14/26 - 05/14/26 Five Star Bank CC	6810	Postage	23.26	390
	5/26/2026	04/14/26 - 05/14/26 Five Star Bank CC	6810	Postage	0.17	390
	5/26/2026	04/14/26 - 05/14/26 Five Star Bank CC	6310	Outside O & M Services	10.00	390
	5/26/2026	04/14/26 - 05/14/26 Five Star Bank CC	6621	Maint & Repair (Bldg & Prop)	14.94	390
	5/26/2026	04/14/26 - 05/14/26 Five Star Bank CC	6810	Postage	12.45	390
	5/26/2026	04/14/26 - 05/14/26 Five Star Bank CC	6810	Postage	7.85	390
	5/26/2026	04/14/26 - 05/14/26 Five Star Bank CC	6810	Postage	170.55	390
	5/26/2026	04/14/26 - 05/14/26 Five Star Bank CC	6810	Postage	0.18	390
	5/26/2026	04/14/26 - 05/14/26 Five Star Bank CC	6840	Travel & Training	242.00	390
	5/26/2026	04/14/26 - 05/14/26 Five Star Bank CC	6810	Postage	149.25	390
	5/26/2026	04/14/26 - 05/14/26 Five Star Bank CC	6310	Outside O & M Services	0.63	390
	5/26/2026	04/14/26 - 05/14/26 Five Star Bank CC	6610	Equipment Repair/Supply	286.69	390
	5/26/2026	04/14/26 - 05/14/26 Five Star Bank CC	6610	Equipment Repair/Supply	13.19	390
	5/26/2026	04/14/26 - 05/14/26 Five Star Bank CC	6610	Equipment Repair/Supply	243.57	390
	5/26/2026	04/14/26 - 05/14/26 Five Star Bank CC	6610	Equipment Repair/Supply	11.21	390
	5/26/2026	04/14/26 - 05/14/26 Five Star Bank CC	6620	Building Supply	10.85	390
	5/26/2026	04/14/26 - 05/14/26 Five Star Bank CC	6620	Building Supply	9.24	390
	5/26/2026	04/14/26 - 05/14/26 Five Star Bank CC	6625	Purchased Equipment	36.39	390
	5/26/2026	04/14/26 - 05/14/26 Five Star Bank CC	6625	Purchased Equipment	31.00	390
	5/26/2026	04/14/26 - 05/14/26 Five Star Bank CC	6310	Outside O & M Services	0.55	390
	5/26/2026	04/14/26 - 05/14/26 Five Star Bank CC	6310	Outside O & M Services	14.29	390
	5/26/2026	04/14/26 - 05/14/26 Five Star Bank CC	6310	Outside O & M Services	16.77	390
	5/26/2026	04/14/26 - 05/14/26 Five Star Bank CC	6620	Building Supply	21.93	390
	5/26/2026	04/14/26 - 05/14/26 Five Star Bank CC	6625	Purchased Equipment	1.40	390
	5/26/2026	04/14/26 - 05/14/26 Five Star Bank CC	6625	Purchased Equipment	1.19	390
	5/26/2026	04/14/26 - 05/14/26 Five Star Bank CC	6420	Vehicle Maint/Repair	1.90	390
	5/26/2026	04/14/26 - 05/14/26 Five Star Bank CC	6420	Vehicle Maint/Repair	0.15	390
	5/26/2026	04/14/26 - 05/14/26 Five Star Bank CC	6620	Building Supply	37.95	390
	5/26/2026	04/14/26 - 05/14/26 Five Star Bank CC	6625	Purchased Equipment	12.99	390
	5/26/2026	04/14/26 - 05/14/26 Five Star Bank CC	6810	Postage	145.50	390
	5/26/2026	04/14/26 - 05/14/26 Five Star Bank CC	6840	Travel & Training	0.52	390
	5/26/2026	04/14/26 - 05/14/26 Five Star Bank CC	6840	Travel & Training	15.95	390
	5/26/2026	04/14/26 - 05/14/26 Five Star Bank CC	6620	Building Supply	0.51	390
	5/26/2026	04/14/26 - 05/14/26 Five Star Bank CC	6820	Office Supplies	22.98	390
	5/26/2026	04/14/26 - 05/14/26 Five Star Bank CC	6420	Vehicle Maint/Repair	2.23	390
	5/26/2026	04/14/26 - 05/15/26 Five Star Bank CC	6810	Postage	5.05	392
	5/26/2026	04/14/26 - 05/15/26 Five Star Bank CC	6810	Postage	0.77	392
	5/26/2026	04/14/26 - 05/15/26 Five Star Bank CC	6810	Postage	17.25	392
	5/26/2026	04/14/26 - 05/15/26 Five Star Bank CC	6810	Postage	0.67	392
	5/26/2026	04/14/26 - 05/15/26 Five Star Bank CC	6810	Postage	20.25	392
	5/26/2026	Tikee Time Lapse Camera	6625	Purchased Equipment	3,362.94	391
	5/26/2026	04/14/26 - 05/14/26 Five Star Bank CC	6620	Building Supply	0.45	390
	5/26/2026	04/14/26 - 05/14/26 Five Star Bank CC	6620	Building Supply	11.51	390
	5/26/2026	04/14/26 - 05/14/26 Five Star Bank CC	6620	Building Supply	13.51	390
	5/26/2026	04/14/26 - 05/14/26 Five Star Bank CC	6820	Office Supplies	0.62	390
	5/26/2026	04/14/26 - 05/14/26 Five Star Bank CC	6820	Office Supplies	16.05	390
	5/26/2026	04/14/26 - 05/14/26 Five Star Bank CC	6820	Office Supplies	18.84	390
	5/26/2026	04/14/26 - 05/14/26 Five Star Bank CC	6621	Maint & Repair (Bldg & Prop)	75.99	390
	5/26/2026	04/14/26 - 05/14/26 Five Star Bank CC	6340	Uniforms & Clothing	9.56	390
	5/26/2026	04/14/26 - 05/14/26 Five Star Bank CC	6340	Uniforms & Clothing	207.87	390
	5/26/2026	04/14/26 - 05/14/26 Five Star Bank CC	6820	Office Supplies	0.71	390
	5/26/2026	04/14/26 - 05/14/26 Five Star Bank CC	6610	Equipment Repair/Supply	94.10	390

21

Vendor Name	Date Paid	Transaction Description	GL Code	Account Description	Expenses	Check #
	5/26/2026	04/14/26 - 05/14/26 Five Star Bank CC	6700	Permits/Fees/Inspections	5.75	390
	5/26/2026	04/14/26 - 05/14/26 Five Star Bank CC	6700	Permits/Fees/Inspections	9.65	390
	5/26/2026	04/14/26 - 05/14/26 Five Star Bank CC	6610	Equipment Repair/Supply	0.42	390
	5/26/2026	04/14/26 - 05/14/26 Five Star Bank CC	6610	Equipment Repair/Supply	0.50	390
	5/26/2026	04/14/26 - 05/14/26 Five Star Bank CC	6610	Equipment Repair/Supply	11.07	390
	5/26/2026	04/14/26 - 05/14/26 Five Star Bank CC	6610	Equipment Repair/Supply	12.99	390
	5/26/2026	04/14/26 - 05/14/26 Five Star Bank CC	6620	Building Supply	0.42	390

**Transaction Total 8,014.90**

**Excellus Health Plan-Group\***

5/20/2026	Health Coverage 06/01/26 - 06/30/26	5050	Health Insurance	316.38	6541
5/20/2026	Health Coverage 06/01/26 - 06/30/26	5050	Health Insurance	606.94	6541
5/20/2026	Health Coverage 06/01/26 - 06/30/26	5050	Health Insurance	4,352.87	6541
5/20/2026	Health Coverage 06/01/26 - 06/30/26	5050	Health Insurance	316.38	6541
5/20/2026	Health Coverage 06/01/26 - 06/30/26	5050	Health Insurance	9,475.87	6541
5/20/2026	Health Coverage 06/01/26 - 06/30/26	5050	Health Insurance	9,167.77	6541
5/20/2026	Health Coverage 06/01/26 - 06/30/26	5050	Health Insurance	114.79	6541
5/20/2026	Health Coverage 06/01/26 - 06/30/26	5050	Health Insurance	631.33	6541
5/20/2026	Health Coverage 06/01/26 - 06/30/26	5050	Health Insurance	136.31	6541
5/20/2026	Health Coverage 06/01/26 - 06/30/26	5048	Retiree Health Insurance	1,027.35	6541
5/20/2026	Health Coverage 06/01/26 - 06/30/26	5048	Retiree Health Insurance	885.78	6541
5/20/2026	Health Coverage 06/01/26 - 06/30/26	5050	Health Insurance	4,914.37	6541
5/20/2026	Health Coverage 06/01/26 - 06/30/26	5050	Health Insurance	4,483.92	6541
5/20/2026	Health Coverage 06/01/26 - 06/30/26	5050	Health Insurance	136.31	6541
5/20/2026	Health Coverage 06/01/26 - 06/30/26	2050	Accrued Payroll	818.40	6541

**Transaction Total 37,384.77**

**FW Webb\***

5/20/2026	Curb Box Lids	6620	Building Supply	93.90	6542
5/20/2026	Curb Box Lids	6620	Building Supply	3.10	6542

**Transaction Total 97.00**

**Featured Media\***

5/6/2026	Job posting - Crew Leader	6830	Advertising	13.43	6510
5/6/2026	Job posting - Crew Leader	6830	Advertising	11.43	6510
5/6/2026	Job posting - Crew Leader	6830	Advertising	297.70	6510
5/6/2026	Job posting - Crew Leader	6830	Advertising	349.44	6510

**Transaction Total 672.00**

**Firematic Supply Company\***

5/6/2026	Fire Extinguisher Inspections	6700	Permits/Fees/Inspections	491.77	6511
5/6/2026	Fire Extinguisher Inspections	6700	Permits/Fees/Inspections	88.00	6511
5/6/2026	Fire Extinguisher Inspections	6700	Permits/Fees/Inspections	8.60	6511
5/6/2026	Fire Extinguisher Inspections	6700	Permits/Fees/Inspections	7.40	6511
5/6/2026	Fire Extinguisher Inspections	6700	Permits/Fees/Inspections	2.18	6511
5/6/2026	Fire Extinguisher Inspections	6700	Permits/Fees/Inspections	209.50	6511
5/6/2026	Fire Extinguisher Inspections	6700	Permits/Fees/inspections	2.55	6511

**Transaction Total 810.00**

**Genesee Lumber Inc\***

5/20/2026	1 ton Dump Truck - sideboards	6420	Vehicle Maint/Repair	14.41	6544
5/20/2026	1 ton Dump Truck - sideboards	6420	Vehicle Maint/Repair	0.60	6544
5/20/2026	Groveland PVC Straps	6620	Building Supply	6.36	6544
5/20/2026	1 ton Dump Truck - sideboards	6420	Vehicle Maint/Repair	0.55	6544
5/20/2026	E-One pumps - screws	6620	Building Supply	15.60	6544
5/20/2026	Digester Building baseboard heater pai	6621	Maint & Repair (Bldg & Prop)	48.30	6544
5/6/2026	GFCI outlet, clamps and adapters	6620	Building Supply	39.55	6513
5/6/2026	Chlorine Spray Bottle for Sampling	6620	Building Supply	6.38	6513
5/6/2026	Rope and snap clips	6620	Building Supply	0.18	6513
5/6/2026	Springwater spare keys	6620	Building Supply	2.58	6513
5/6/2026	Springwater spare keys	6620	Building Supply	3.00	6513

22

Vendor Name	Date Paid	Transaction Description	GL Code	Account Description	Expenses	Check #
	5/6/2026	Compactor Water Line	6620	Building Supply	28.37	6513
	5/6/2026	Hemlock PS pump repair	6620	Building Supply	12.49	6513
	5/6/2026	Rope and snap clips	6620	Building Supply	0.16	6513
	5/6/2026	Rope and snap clips	6620	Building Supply	4.16	6513
	5/6/2026	Hose Clamps	6620	Building Supply	3.74	6513
	5/6/2026	Hose Clamps	6620	Building Supply	3.18	6513
	5/6/2026	Hose Clamps	6620	Building Supply	0.13	6513
	5/6/2026	Hose Clamps	6620	Building Supply	0.13	6513
	5/6/2026	Rope and snap clips	6620	Building Supply	4.88	6513
	5/20/2026	1 ton Dump Truck - sideboards	6420	Vehicle Maint/Repair	16.97	6544
	5/6/2026	Chlorine Spray Bottle for Sampling	6620	Building Supply	0.21	6513
	5/6/2026	Cement Blocks	6620	Building Supply	0.51	6513
	5/6/2026	Cement Blocks	6620	Building Supply	0.43	6513
	5/6/2026	Cement Blocks	6620	Building Supply	11.31	6513
	5/6/2026	Cement Blocks	6620	Building Supply	13.27	6513
	5/6/2026	Grinder	6625	Purchased Equipment	0.93	6513
	5/6/2026	Grinder	6625	Purchased Equipment	0.78	6513
	5/6/2026	Grinder	6625	Purchased Equipment	20.45	6513
	5/6/2026	Grinder	6625	Purchased Equipment	24.01	6513

**Transaction Total 283.62**

Vendor Name	Date Paid	Transaction Description	GL Code	Account Description	Expenses	Check #
Grainger*	5/6/2026	Chlorine Analyzer Reagent Bottles	6620	Building Supply	4,353.91	6514
	5/6/2026	Chlorine Analyzer Reagent Bottles	6620	Building Supply	143.93	6514
	5/6/2026	Bar Screen Bearings	6620	Building Supply	776.86	6514

**Transaction Total 5,274.70**

Vendor Name	Date Paid	Transaction Description	GL Code	Account Description	Expenses	Check #
Heidelberg Materials Northeast LLC*	5/6/2026	Crusher Run for restorations	6620	Building Supply	55.07	6515
	5/6/2026	Crusher Run for restorations	6620	Building Supply	59.53	6515
	5/6/2026	Crusher Run for restorations	6620	Building Supply	2.11	6515
	5/6/2026	Crusher Run for restorations	6620	Building Supply	69.88	6515
	5/20/2026	Crusher Run Stone for Restorations	6620	Building Supply	472.32	6545
	5/6/2026	Crusher Run for restorations	6620	Building Supply	2.41	6515
	5/6/2026	Crusher Run for restorations	6620	Building Supply	2.05	6515
	5/6/2026	Crusher Run for restorations	6620	Building Supply	53.42	6515
	5/6/2026	Crusher Run for restorations	6620	Building Supply	62.71	6515
	5/6/2026	Crusher Run for Restorations	6620	Building Supply	2.68	6515
	5/6/2026	Crusher Run for Restorations	6620	Building Supply	2.27	6515
	5/6/2026	Crusher Run for Restorations	6620	Building Supply	59.26	6515
	5/6/2026	Crusher Run for Restorations	6620	Building Supply	69.56	6515
	5/6/2026	Crusher Run for Restorations	6620	Building Supply	64.64	6515
	5/20/2026	Crusher Run Stone for Restorations	6620	Building Supply	18.16	6545
	5/6/2026	Crusher Run for restorations	6620	Building Supply	2.28	6515
	5/6/2026	Crusher Run for restorations	6620	Building Supply	2.49	6515
	5/20/2026	Crusher Run Stone for Restorations	6620	Building Supply	15.44	6545
	5/20/2026	Crusher Run Stone for Restorations	6620	Building Supply	402.38	6545
	5/6/2026	Crusher Run for restorations	6620	Building Supply	2.70	6515
	5/6/2026	Crusher Run for restorations	6620	Building Supply	58.98	6515
	5/6/2026	Crusher Run for restorations	6620	Building Supply	50.25	6515
	5/6/2026	Crusher Run for restorations	6620	Building Supply	1.92	6515
	5/6/2026	Crusher Run for restorations	6620	Building Supply	2.28	6515

**Transaction Total 1,534.79**

Vendor Name	Date Paid	Transaction Description	GL Code	Account Description	Expenses	Check #
Invoice Cloud*	5/8/2026	Bill Portal Fees 4.1.26-4.30.26	6310	Outside O & M Services	82.84	382
	5/8/2026	Bill Portal Fees 4.1.26-4.30.26	6310	Outside O & M Services	70.57	382
	5/8/2026	Bill Portal Fees 4.1.26-4.30.26	6310	Outside O & M Services	2.71	382
	5/8/2026	Bill Portal Fees 4.1.26-4.30.26	6310	Outside O & M Services	3.18	382

**Transaction Total 159.30**



<u>Vendor Name</u>	<u>Date Paid</u>	<u>Transaction Description</u>	<u>GL Code</u>	<u>Account Description</u>	<u>Expenses</u>	<u>Check #</u>
<b>Jackson Welding &amp; Gas Products*</b>						
	5/6/2026	Cylinder Rental 05/01/26 - 05/31/26	6620	Building Supply	18.62	6516
	5/6/2026	Cylinder Rental 05/01/26 - 05/31/26	6620	Building Supply	0.71	6516
	5/6/2026	Cylinder Rental 05/01/26 - 05/31/26	6620	Building Supply	21.86	6516
	5/6/2026	Cylinder Rental 05/01/26 - 05/31/26	6620	Building Supply	0.84	6516

**Transaction Total 42.03**

<b>LMC Industrial Contractors, Inc*</b>						
	5/6/2026	Digester Building AC repair	6621	Maint & Repair (Bldg & Prop)	575.00	6518

**Transaction Total 575.00**

<b>LandPro*</b>						
	5/6/2026	JD Z930M Serial...27729 maintenance	6610	Equipment Repair/Supply	38.98	6519
	5/6/2026	JD Z930M Serial...27792 maintenance	6610	Equipment Repair/Supply	21.86	6519
	5/6/2026	JD Z930M Serial...27792 maintenance	6610	Equipment Repair/Supply	40.00	6519
	5/6/2026	JD Z930M Serial...27792 maintenance	6610	Equipment Repair/Supply	100.00	6519
	5/6/2026	JD Z930M Serial...27729 maintenance	6610	Equipment Repair/Supply	20.00	6519
	5/6/2026	JD Z930M Serial...27729 maintenance	6610	Equipment Repair/Supply	54.67	6519
	5/6/2026	JD Z930M Serial...27729 maintenance	6610	Equipment Repair/Supply	2.10	6519
	5/6/2026	JD Z930M Serial...27729 maintenance	6610	Equipment Repair/Supply	1.78	6519
	5/6/2026	JD Z930M Serial...27729 maintenance	6610	Equipment Repair/Supply	46.57	6519
	5/6/2026	JD Z930M Serial...27729 maintenance	6610	Equipment Repair/Supply	104.78	6519
	5/6/2026	JD Z930M Serial...27792 maintenance	6610	Equipment Repair/Supply	4.17	6519
	5/6/2026	JD Z930M Serial...27792 maintenance	6610	Equipment Repair/Supply	3:53	6519
	5/6/2026	JD Z930M Serial...27729 maintenance	6610	Equipment Repair/Supply	4.02	6519
	5/6/2026	JD Z930M Serial...27729 maintenance	6610	Equipment Repair/Supply	4.74	6519
	5/6/2026	JD Z930M Serial...27729 maintenance	6610	Equipment Repair/Supply	125.00	6519
	5/6/2026	JD Z930M Serial...27792 maintenance	6610	Equipment Repair/Supply	48.09	6519
	5/6/2026	JD Z930M Serial...27792 maintenance	6610	Equipment Repair/Supply	40.97	6519
	5/6/2026	JD Z930M Serial...27792 maintenance	6610	Equipment Repair/Supply	1.57	6519
	5/6/2026	JD Z930M Serial...27792 maintenance	6610	Equipment Repair/Supply	92.20	6519
	5/6/2026	JD Z930M Serial...27792 maintenance	6610	Equipment Repair/Supply	108.22	6519
	5/6/2026	JD Z930M Serial...27792 maintenance	6610	Equipment Repair/Supply	1.86	6519
	5/6/2026	JD Z930M Serial...27729 maintenance	6610	Equipment Repair/Supply	122.99	6519

**Transaction Total 988.10**

<b>Layer 3 Technologies*</b>						
	5/6/2026	Subscriptions Sophos, Duo 05/15/26-0:	6140	Computer Services	3,234.40	6520
	5/6/2026	Subscriptions Sophos, Duo 05/15/26-0:	6140	Computer Services	2,755.46	6520
	5/6/2026	Subscriptions Sophos, Duo 05/15/26-0:	6140	Computer Services	124.40	6520
	5/20/2026	PEP Link - for Verizon Scada 22 Units	6140	Computer Services	429.66	6547
	5/6/2026	Subscriptions Sophos, Duo 05/15/26-0:	6140	Computer Services	105.74	6520
	5/20/2026	PEP Link - for Verizon Scada 22 Units	6140	Computer Services	1,145.69	6547
	5/6/2026	Computer Services Mileage	6140	Computer Services	0.70	6520
	5/6/2026	Computer Services Mileage	6140	Computer Services	0.59	6520
	5/6/2026	Computer Services Mileage	6140	Computer Services	15.38	6520
	5/6/2026	Computer Services Mileage	6140	Computer Services	18.05	6520
	5/20/2026	PEP Link - for Verizon Scada 22 Units	6140	Computer Services	71.61	6547

**Transaction Total 7,901.68**

<b>Livingston Co Treasurer*</b>						
	5/6/2026	Retiree Health Insurance 04/01/26 - 04	5048	Retiree Health Insurance	752.84	6521
	5/6/2026	Retiree Health Insurance 04/01/26 - 04	5048	Retiree Health Insurance	649.09	6521

**Transaction Total 1,401.93**

<b>MMB + CO Accounting*</b>						
	5/20/2026	Accounting Services 04/29/26	6130	Financial Services	11.00	6548
	5/20/2026	Accounting Services 04/29/26	6130	Financial Services	243.65	6548
	5/20/2026	Accounting Services 04/29/26	6130	Financial Services	286.00	6548
	5/20/2026	Accounting Services 04/29/26	6130	Financial Services	9.35	6548

24  
Check #

<u>Vendor Name</u>	<u>Date Paid</u>	<u>Transaction Description</u>	<u>GL Code</u>	<u>Account Description</u>	<u>Expenses</u>	<u>Check #</u>
<b>Transaction Total</b>					<b>550.00</b>	
<b>Molino, Jason*</b>						
	5/6/2026	Cell phone allowance 05/01/26 - 05/31/	6230	Telephone	1.05	6522
	5/6/2026	Cell phone allowance 05/01/26 - 05/31/	6230	Telephone	22.15	6522
	5/6/2026	Cell phone allowance 05/01/26 - 05/31/	6230	Telephone	25.95	6522
	5/6/2026	Cell phone allowance 05/01/26 - 05/31/	6230	Telephone	0.85	6522
<b>Transaction Total</b>					<b>50.00</b>	
<b>Monaghan, Lauren*</b>						
	5/6/2026	Cell phone allowance 05/01/26 - 05/31/	6230	Telephone	1:05	6523
	5/6/2026	Cell phone allowance 05/01/26 - 05/31/	6230	Telephone	0.85	6523
	5/6/2026	Cell phone allowance 05/01/26 - 05/31/	6230	Telephone	25.95	6523
	5/6/2026	Cell phone allowance 05/01/26 - 05/31/	6230	Telephone	22.15	6523
<b>Transaction Total</b>					<b>50.00</b>	
<b>Monroe County Water Authority*</b>						
	5/20/2026	03/31/26 - 04/30/26 - Village of Caledo	6515	Purchased Water - MCWA	16,846.30	6549
<b>Transaction Total</b>					<b>16,846.30</b>	
<b>NYS Deferred Compensation Plan*</b>						
	5/22/2026	PR11 457 Def Comp PD 05/22/26	2050	Accrued Payroll	1,475.86	383
	5/8/2026	PR10 457 Def Comp PD 05.08.26	2050	Accrued Payroll	1,689.66	380
<b>Transaction Total</b>					<b>3,165.52</b>	
<b>NYS Employees Retirement System*</b>						
	5/27/2026	May 2026 Employees Retirement	2050	Accrued Payroll	2,051.14	393
<b>Transaction Total</b>					<b>2,051.14</b>	
<b>NYSEG*</b>						
	5/20/2026	04/10/26 - 05/07/26 Gas and Electric	6220	Gas/Heating	495.89	6550
	5/20/2026	04/10/26 - 05/07/26 Gas and Electric	6210	Electricity	1,336.29	6550
	5/20/2026	04/10/26 - 05/07/26 Gas and Electric	6210	Electricity	106.59	6550
	5/20/2026	04/10/26 - 05/07/26 Gas and Electric	6210	Electricity	1,007.34	6550
	5/20/2026	04/10/26 - 05/07/26 Gas and Electric	6210	Electricity	206.70	6550
	5/20/2026	04/10/26 - 05/07/26 Gas and Electric	6210	Electricity	550.65	6550
	5/20/2026	04/10/26 - 05/07/26 Gas and Electric	6220	Gas/Heating	531.08	6550
	5/20/2026	04/10/26 - 05/07/26 Gas and Electric	6220	Gas/Heating	98.29	6550
<b>Transaction Total</b>					<b>4,332.83</b>	
<b>National Grid*</b>						
	5/20/2026	Electric 03/25/26 - 04/24/26	6210	Electricity	3,063.25	6551
	5/20/2026	Electric 03/25/26 - 04/24/26	6210	Electricity	11,819.30	6551
	5/20/2026	Electric 03/25/26 - 04/24/26	6210	Electricity	11,286.59	6551
<b>Transaction Total</b>					<b>26,169.14</b>	
<b>Piranha Tec Dr LLC*</b>						
	5/20/2026	06/01/26 - 06/30/26 Tec Dr Rent	6370	Building Rent	21.00	6552
	5/20/2026	06/01/26 - 06/30/26 Tec Dr Rent	6370	Building Rent	17.00	6552
	5/20/2026	06/01/26 - 06/30/26 Tec Dr Rent	6370	Building Rent	443.00	6552
	5/20/2026	06/01/26 - 06/30/26 Tec Dr Rent	6370	Building Rent	519.00	6552
<b>Transaction Total</b>					<b>1,000.00</b>	
<b>PlanTech*</b>						
	5/20/2026	Groveland DO Probe install	6625	Purchased Equipment	2,168.00	6553
	5/20/2026	Lakeville Chem Bldg - Level sensor eq	6625	Purchased Equipment	800.00	6553
	5/20/2026	Lakeville Chem Bldg - Level sensor eq	6625	Purchased Equipment	2,900.00	6553
	5/6/2026	Pease Rd Station Controller and alarm	6621	Maint & Repair (Bldg & Prop)	3,750.00	6524
<b>Transaction Total</b>					<b>9,618.00</b>	
<b>Rochester Gas &amp; Electric*</b>						

25

Vendor Name	Date Paid	Transaction Description	GL Code	Account Description	Expenses	Check #
	5/20/2026	04/10/26 - 05/13/26 gas and electric	6210	Electricity	492.67	6554
	5/20/2026	04/10/26 - 05/13/26 gas and electric	6220	Gas/Heating	1,164.80	6554
	5/20/2026	04/10/26 - 05/13/26 gas and electric	6220	Gas/Heating	21.72	6554
	5/20/2026	04/10/26 - 05/13/26 gas and electric	6220	Gas/Heating	657.07	6554
	5/20/2026	04/10/26 - 05/13/26 gas and electric	6210	Electricity	95.96	6554

**Transaction Total 2,432.22**

**ServiceMaster\***

	5/6/2026	Cleaning Services 04/01/26 - 04/30/26	6310	Outside O & M Services	9.49	6525
	5/6/2026	Cleaning Services 04/01/26 - 04/30/26	6310	Outside O & M Services	8.08	6525
	5/6/2026	Cleaning Services 04/01/26 - 04/30/26	6310	Outside O & M Services	210.43	6525
	5/6/2026	Cleaning Services 04/01/26 - 04/30/26	6310	Outside O & M Services	247.00	6525

**Transaction Total 475.00**

**Staples Contract & Commercial\***

	5/20/2026	Linda D - computer keyboard and mou:	6610	Equipment Repair/Supply	18.71	6556
	5/20/2026	Linda D - computer keyboard and mou:	6610	Equipment Repair/Supply	15.94	6556
	5/20/2026	Linda D - computer keyboard and mou:	6610	Equipment Repair/Supply	0.71	6556
	5/20/2026	Linda D - computer keyboard and mou:	6610	Equipment Repair/Supply	0.62	6556

**Transaction Total 35.98**

**Tompkins Insurance Agencies, Inc\***

	5/20/2026	Policy MPKLCWS0000001 08/18/25-08	6150	Insurance	3.12	6558
	5/20/2026	Policy MPKLCWS0000001 08/18/25-08	6150	Insurance	2.88	6558

**Transaction Total 6.00**

**Toshiba American Business Solution**

	5/6/2026	04/15/26 - 05/15/26 Printer Lease	6635	Equipment Lease/Rental Co	6.05	6526
	5/6/2026	04/15/26 - 05/15/26 Printer Lease	6635	Equipment Lease/Rental Co	7.09	6526
	5/6/2026	04/15/26 - 05/15/26 Printer Lease	6635	Equipment Lease/Rental Co	184.84	6526
	5/6/2026	04/15/26 - 05/15/26 Printer Lease	6635	Equipment Lease/Rental Co	157.47	6526
	5/20/2026	HP 606 05/02/26 - 08/01/26	6820	Office Supplies	2.30	6559
	5/20/2026	HP 606 05/02/26 - 08/01/26	6820	Office Supplies	1.97	6559
	5/20/2026	HP 606 05/02/26 - 08/01/26	6820	Office Supplies	60.12	6559
	5/20/2026	HP 606 05/02/26 - 08/01/26	6820	Office Supplies	51.21	6559

**Transaction Total 471.05**

**Town of Avon\***

	5/6/2026	Water Usage 02/01/26 - 04/30/26 Sout	6510	Purchased Water - Tof Avon	3,673.45	6527
--	----------	--------------------------------------	------	----------------------------	----------	------

**Transaction Total 3,673.45**

**Verizon Wireless\***

	5/20/2026	Cell Phone 04/02/26 - 05/01/26	6230	Telephone	334.87	6560
	5/20/2026	Cell Phone 04/02/26 - 05/01/26	6230	Telephone	285.84	6560
	5/20/2026	Cell Phone 04/02/26 - 05/01/26	6230	Telephone	12.91	6560
	5/20/2026	Cell Phone 04/02/26 - 05/01/26	6230	Telephone	11.60	6560

**Transaction Total 645.22**

**Village of Avon\***

	5/20/2026	Sewer 02/01/26 - 04/30/26	6520	Purchased Sewer Treatment	15,054.66	6561
	5/20/2026	Water 02/01/26 - 04/30/26	6510	Purchased Water - V of Avor	3,898.91	6562

**Transaction Total 18,953.57**

**Village of Livonia\***

	5/6/2026	Annual Lease Agreement - Village of Li	2021	Current Portion-Vlivonia leas	37,537.03	6528
	5/6/2026	Annual Lease Agreement - Village of Li	8111	Lease Interest Exp	2,462.97	6528

**Transaction Total 40,000.00**

**Village of Mt Morris\***

	5/6/2026	Sewer Treatment 02/01/26-04/30/26 M	6520	Purchased Sewer Treatment	11,766.27	6529
--	----------	-------------------------------------	------	---------------------------	-----------	------

(20)

<u>Vendor Name</u>	<u>Date Paid</u>	<u>Transaction Description</u>	<u>GL Code</u>	<u>Account Description</u>	<u>Expenses</u>	<u>Check #</u>
				<b>Transaction Total</b>	<b>11,766.27</b>	
<b>Wright, Sarah*</b>						
	5/6/2026	Time lapse camera monthly cell service	6230	Telephone	45.00	6530
				<b>Transaction Total</b>	<b>45.00</b>	
				<b>Grand Totals...</b>	<b>464,621.56</b>	

## LCWSA OPERATIONS REPORT

June 17, 2026

### Water and Sewer Work Program

Customer Work Orders	Staff completed 138 workorders.
UFPO	Staff completed 214 stakeouts down 28 from last month.
PM Maintenance	All PM maintenance was completed.
Sampling & Testing	All sampling and testing was completed.

### Water Work Program

Meter Replacements	All meters in Springwater have been replaced, 6 meter pits to be installed.
Restoration	All asphalt restoration has been completed, staff continues to work on top soil restoration.
Water repair	Staff installed a new curb stop on Dacula Shores, Staff also repaired 1 service taps on West Lake Rd
New Taps	Staff completed 1- new taps and meter pit at Byrne Dairy. Staff will be completing several new taps in the coming weeks.
Inspections	Staff have been inspecting new connections in Groveland, totaling 34 inspections in our service areas.

### Sewer Work Program


E-One Replacements	Staff replaced 4- Eone Pumps and Controllers.
Mainline Televising	Staff is working on televising sections of gravity main around the lake.

<b>LCWSA CAPITAL PROJECTS REPORT</b>	
<b>June 17, 2026</b>	
<b>31450 Regional Water Supply Project</b>	
	Preliminary design is almost complete for most of the project. We have a meeting coming up to discuss all the details of the new hydraulic model. The draft basis of design report will be ready for review to finalize and formally submit to the State DOH in the coming weeks. We have an initial list of potential easements that may be required based on the new watermain alignment
<b>31131 Countywide Water System Improvements</b>	
Shelly Tank	The tank walls and roof panels are being erected and we are still on schedule to be online by October/November.
SCADA - Water Assets	Design has started to upgrade the SCADA communication and control panels at Shelly Tank (New and Existing), Shelly Pump Station, Hemlock Pump Station and Niver Tank. The next sites to upgrade will likely be Lattimer Rd PRV sites due to issues with the existing PLS's relaying accurate data to SCADA for alarming.
<b>31455 Conesus Lake Pump Station Improvements *</b>	
	There are now 23 stations with new control panels (only 3 remaining), all of which are on the new radio network, and pumps work will be complete this month. Gas companies have started meter upgrades necessary to replace the generators. All new control panels will be online by the end of June. Additional Electrical Panel replacement will start at the WWTP in July/August. Generator work may not be complete until August/September depending on NYSEG's schedule to upgrade existing gas meters.
<b>Hemlock Pump Station Improvements</b>	
	Design is underway for the pump station upgrades to the 5 pump stations within the hamlet of Hemlock. Anticipate bidding this fall.
<b>Big Tree - Lakeville Watermain Replacement</b>	
	Design is underway and anticipate bidding the watermain replacement this fall.
<b>Groveland Water District #1 *</b>	
	Most construction is complete with the exception of the new transmission main, pump station, and PRV vault. We now have about 15 new customers connected.
<b>Lima Water District #5 *</b>	
	Draft design has been submitted to the permitting agencies for review. DOH comments have been received. CPL is waiting on other agency reviews before plans can be finalized for bidding.

\* Visit our updated Project Websites! <https://lcwsa.us/projects/>

---

To: Livingston County Water and Sewer Authority Board

From: Jason Molino, Executive Director 

Date: June 12, 2026

Subject: Request for Qualifications – SCADA design and integration services

**1. Action Requested:**

Board action to create a list of qualified firms to provide professional Supervisory Control and Data Acquisition (“SCADA”) design and integration services for the Authority’s water and wastewater facilities.

**2. Background:**

In May the Authority issued a Request for Qualifications (“RFQ”) to prequalify one or more firms with demonstrated expertise in municipal SCADA systems for future task-based assignments.

The objective of the RFQ is to identify firms capable of supporting LCWSA’s SCADA program by improving system reliability, standardizing control platforms, enhancing cybersecurity, supporting regulatory compliance, and providing operationally intuitive control and monitoring interfaces. In addition, the list of qualified firms created from the RFQ will serve as the LCWSA’s compliance with the New York State Environmental Facilities Cooperation (“NYS EFC”) Certification for A/E Services Procurement for Federally Funded Projects.

All qualifications were comparatively evaluated based upon the requirements stated in the body of the RFQ. After reviewing the Statement of Qualifications, the consultants were ranked on their:

- Familiarity of the LCWSA service area/region and history of similar relationships with communities, utilities, and/or public authorities like LCWSA – 25%
- Staff/Firm expertise – 25%
- Ability to provide a wide range of services consistent with the list under the “Scope of Services” Heading – 35%
- Demonstrate the ability to meet (or exceed) MWBE and SDVOB goals with projects – 15%

**3. Financial Implications:**

Having a pre-qualified list of firms will save staff time and effort when seeking work proposals in the future as a set list of firms can be canvassed for interest. Following this selection of qualified firms, no guarantee of work assignments or projects will be made, however, the assignment of projects will be based on the Authority’s needs and budgetary appropriations.



**RESOLUTION NO. 2026 - 12**

**RESOLUTION SELECTING A LIST OF FIRMS FOR SCADA DESIGN AND INTEGRATION SERVICES**

WHEREAS, the Livingston County Water and Sewer Authority (“Authority”) has projects that need Supervisory Control and Data Acquisition (“SCADA”) design and integration services for the Authority’s water and wastewater facilities, but are not limited to design, bid document preparation, inspection, administration and grant submission; and

WHEREAS, a Request for Qualifications for SCADA Design and Integration Services was advertised and three (3) firms submitted proposals outlining their qualifications, expertise, and availability; and

WHEREAS, the Authority complied with all New York State Environmental Facilities Corporation guidelines for procurement of federally funded projects; and

WHEREAS, after careful review three (3) firms were identified as being most qualified to perform SCADA Design and Integration Services for the Authority; and

WHEREAS, the selection of consultants will be valid for a period of three (3) years from the date of Authority Board approval and the Authority reserves the right to renew the selected consultants for an additional three (3) years, and now therefore be it,


RESOLVED, that the Livingston County Water and Sewer Authority Board approves this list of firms to contract with for SCADA Design and Integration Services:

- EDR (Environmental Design & Research, Landscape Architecture, Engineering, & Environmental Services, D.P.C.)
- Black Rock Controls LLC
- EYW Companies LLC

June 17, 2026  
Livingston County Water & Sewer Authority  
Moved By:  
Seconded By:  
AYES:  
NAYS:

---

To: Livingston County Water and Sewer Authority Board

From: Jason Molino, Executive Director 

Date: June 12, 2026

Subject: Leicester/Mt. Morris Outbound Sewer Pump Station Improvement Project

- 1. Action Requested:** Board approval to submit a New York State Water Infrastructure Improvement Act (WIIA) application for the Leicester/Mt. Morris Outbound Sewer Pump Station Improvement Project (the “Project”).
- 2. Background:** The following is an overview of the New York State Water Infrastructure Improvement Act (WIIA) program and Community Development Block Grant (CDBG) program, and an assessment of the potential financial impacts to the Authority should funding be awarded for the Project.

The Project was developed to address aging wastewater infrastructure serving portions of the Towns of Leicester, Mount Morris, and Groveland. The project focuses on the rehabilitation and modernization of four critical sewer pump stations that convey wastewater to the Mount Morris Wastewater Treatment Facility. These facilities include:

- Seneca Foods Pump Station (Town of Leicester)
- Brian’s Diner Pump Station (Town of Leicester)
- Shaker Pump Station (Mount Morris/Groveland Service Area)
- Cipriano Pump Station (Mount Morris/Groveland Service Area)

The pump stations were originally constructed between approximately 2002 and 2005 as part of sewer district expansion projects intended to provide public sewer service to rural residential, commercial, and institutional users along the NYS Route 36 and NYS Route 408 corridors. Over the last twenty years, the facilities have experienced increasing maintenance and operational challenges due to aging equipment, corrosion, outdated electrical systems, and the absence of modern monitoring technology.

An engineering report prepared for the Authority identified numerous deficiencies including deteriorated pumps and motors, aging valves and piping, corrosion within wet wells, undersized fiberglass enclosures, obsolete controls, and the lack of Supervisory Control and Data Acquisition (SCADA) systems. The report also noted vulnerabilities associated with equipment failures, power outages, and potential sanitary sewer overflows that could adversely affect public health and the environment. The report is published on the Authority website at: <https://lcwsa.us/leicester-mount-morris-groveland-pump-station-improvement-project/>.

Following evaluation of alternatives, the recommended project consists of rehabilitating and modernizing the existing facilities rather than constructing replacement stations. Planned improvements include:

- Replacement of pumps, motors, valves, piping, and controls
- Installation of SCADA monitoring and alarm systems
- Electrical system upgrades
- Emergency generator installations and portable generator connections
- Ventilation improvements to reduce corrosion
- Construction of larger walk-in style enclosures to improve worker safety and maintenance access

These improvements will significantly enhance system reliability, resiliency, operator safety, and regulatory compliance while extending the useful life of the facilities.

### 2026 Water Infrastructure Improvement Act (WIIA) Program

The Water Infrastructure Improvement Act (WIIA) is administered by the New York State Environmental Facilities Corporation (EFC) and provides competitive grant funding for critical wastewater and drinking water infrastructure projects. The program is intended to help municipalities undertake necessary infrastructure improvements while reducing the financial burden on local ratepayers.

For clean water projects, WIIA funding is available for wastewater treatment facilities, sewer collection systems, pump stations, inflow and infiltration reduction projects, and other infrastructure improvements that protect water quality and public health. Eligible projects must generally be listed on EFC's Clean Water State Revolving Fund Intended Use Plan (IUP). The proposed project is already listed on the IUP as the Authority has applied for funding for this project in the past. The Project is well aligned with WIIA program objectives because it:

- Improves reliability of wastewater conveyance infrastructure
- Reduces the risk of sanitary sewer overflows
- Protects water quality and environmental resources
- Enhances system resiliency through backup power and modern controls
- Supports long-term sustainability of regional wastewater services

In addition to reducing principal financing requirements, grant funding improves overall project affordability and lessens the financial impact on customers.

### Potential Hardship Financing Eligibility

The Authority recently completed a detailed income survey for the project service area. Preliminary results indicate that the project should qualify for hardship financing through EFC programs.

For clean water projects, EFC evaluates hardship eligibility based on several socioeconomic factors including median household income, population characteristics, and poverty statistics within the service area. Projects qualifying for hardship financing may be eligible for interest-free financing through the Clean Water State Revolving Fund.

If the project receives both WIIA grant funding and hardship financing, the combined benefit could substantially reduce the total life-cycle cost of the project and minimize impacts to sewer rates.

Community Development Block Grant (CDBG) Opportunity

The Authority is also actively working with the Town of Leicester to pursue Community Development Block Grant (CDBG) funding for the Leicester pump station improvements.

The New York State CDBG Program is administered through New York State Homes and Community Renewal and provides funding to eligible municipalities for infrastructure improvements that principally benefit low- and moderate-income residents. Eligible activities include public infrastructure projects such as water and sewer improvements. Communities must generally demonstrate that at least 51 percent of project beneficiaries qualify as low- and moderate-income persons.

The recently completed income survey will be utilized to support the Town's application and demonstrate eligibility under CDBG income criteria. If successful, CDBG funding could provide an additional source of grant assistance specifically for improvements within the Leicester service area.

Importantly, EFC guidance recognizes that clean water projects may utilize multiple funding sources, including CDBG grants, in conjunction with WIIA and State Revolving Fund financing.

Summary

The Leicester/Mt. Morris Pump Station Improvement Project represents a critical investment in the Authority's wastewater infrastructure. The project will address aging facilities, improve operational reliability, reduce environmental risks, and enhance long-term resiliency of the regional sewer system.

The Authority has positioned the project to maximize available outside funding through:

- A 2026 WIIA grant application.
- Potential Clean Water State Revolving Fund hardship financing.
- A CDBG application being pursued with the Town of Leicester.

Collectively, these funding opportunities have the potential to significantly reduce local project costs, minimize future sewer rate impacts, and ensure that critical infrastructure improvements can be completed in the most cost-effective manner possible

- 3. Financial Implications:** To illustrate the potential financial benefit of pursuing multiple funding sources, the following scenarios compare the estimated local financial responsibility associated with the project. For illustrative purposes, the examples below assume a total project cost of \$3,000,000.

Scenario	Total Project Cost	Enhanced WIIA Grant (50%)	CDBG Grant	Amount Financed	Estimated Annual Debt Service
No Grant Funding	\$ 3,000,000	\$ -	\$ -	\$ 3,000,000	\$ 195,000
Enhanced WIIA Only	\$ 3,000,000	\$ 1,500,000	\$ -	\$ 1,500,000	\$ 98,000
Enhanced WIIA + CDBG	\$ 3,000,000	\$ 1,500,000	\$ 500,000	\$ 1,000,000	\$ 65,000
Enhanced WIIA + CDBG + Hardship Financing	\$ 3,000,000	\$ 1,500,000	\$ 500,000	\$ 1,000,000	\$ 40,000

\*Annual debt service estimates are based on current EFC market rate (~2.0%) and hardship financing (0%) with a 30-year debt service schedule.

Under the no-grant scenario, the Authority would be responsible for financing the entire project cost. Assuming conventional financing, annual debt service obligations could approach \$195,000 per year over a typical financing term.

If the project receives a WIIA grant, local financing requirements would be reduced by approximately 50 percent, resulting in a corresponding reduction in annual debt service obligations.

If both WIIA and CDBG funding are secured, local financing requirements could be reduced by more than 65 percent, substantially improving project affordability and reducing the burden on ratepayers.

The most favorable outcome would be a combination of WIIA grant funding, CDBG assistance, and EFC hardship financing. In addition to reducing the principal amount financed, hardship financing may provide interest-free financing, significantly reducing total borrowing costs over the life of the project. Under this scenario, the Authority could realize savings of more than \$150,000 annually in debt service compared to traditional financing without grant assistance.

Staff Recommendation

Staff recommend that the Authority continue pursuing all available funding opportunities for this project, including WIIA grant funding, Community Development Block Grant funding through the Town of Leicester, and hardship financing through the Environmental Facilities Corporation.

This layered funding strategy maximizes outside investment in the Authority’s infrastructure, minimizes future impacts to sewer users, preserves borrowing capacity for future capital needs, and represents the most fiscally responsible approach to completing these critical improvements.



**RESOLUTION NO. 2026 - 13**

**RESOLUTION TO APPROVE SUBMITTING AN APPLICATION FOR THE LEICESTER/MT. MORRIS OUTBOUND SEWER PUMP STATION IMPROVEMENT PROJECT WHICH INCLUDES REPLACEMENT AND INSTALLATION OF CERTAIN SANITARY SEWER SYSTEM PUMP STATIONS AND OTHER IMPROVEMENTS**

WHEREAS, Livingston County Water and Sewer Authority (the “Authority”) has proposed improvements to four (4) sanitary sewer pump stations and the Supervisory Control and Data Acquisition (SCADA) system at outbound sewer pump stations, situated at sites other than on Conesus Lake, across the Authority service areas, including replacement of pumps and valves along with miscellaneous building improvements in the Towns Leicester and Mt. Morris, also known as the Leicester/Mt. Morris Outbound Sewer Pump Station Improvement Project (the “Project”); and

WHEREAS, the Authority is required by Section 3.2(b) of the Authority’s General Bond Resolution, dated as of January 1, 2008, has adopted Resolution No. 2025-36 authorizing additional indebtedness to be incurred by the Authority for the Project, and now therefore be it,

RESOLVED, The Authority is authorized to submit the New York State Environmental Facilities Corporation Water Infrastructure Improvement (WIIA) grant application and related documents.

June 17, 2026

Livingston County Water & Sewer Authority


Moved By:

Seconded By:

AYES:

NAYS:

To: Livingston County Water and Sewer Authority Board

From: Jason Molino, Executive Director 

Date: June 12, 2026

Subject: Regional Water Supply Project – Short-Term Bridge Financing Recommendation

- 1. Action Requested:** Board authorizes the Executive Director and Authority bond counsel to finalize and execute the necessary documents with Five Star Bank for a Line of Credit to provide interim bridge financing for the Regional Water Supply Project.
- 2. Background:** The Regional Water Supply Project continues to advance through design and funding approval milestones. The Authority has secured a commitment of approximately \$14.32 million in Water Infrastructure Improvement Act (WIIA) grant funding and anticipates receiving interest-free financing through the New York State Environmental Facilities Corporation (EFC) upon execution of a Project Finance Agreement (PFA).

While project expenditures will begin during the design and pre-construction phases, the Authority will not have access to grant reimbursements or EFC financing proceeds until the PFA is fully executed. Based upon current discussions with EFC and project scheduling assumptions, the Authority anticipates execution of the PFA no later than February 2027.

As a result, the Authority requires a temporary financing mechanism to fund eligible project costs incurred between now and execution of the PFA. Once the PFA is executed, interim financing will be repaid using project financing proceeds.

#### Financing Alternatives Evaluated

Staff evaluated two financing options: 1) traditional bond anticipation note (BAN), and 2) Line of Credit. A financial analysis was completed comparing anticipated borrowing costs under both alternatives.

Under a traditional BAN structure, the Authority would issue a note sufficient to cover anticipated project expenditures. While the net interest rate is estimated at approximately 3.10%, the issuance of a BAN requires significant transaction costs, including bond counsel, credit rating services, financial advisor fees, and underwriting expenses.

The analysis estimates total BAN borrowing costs as follows:

<u>Item</u>	<u>Cost</u>
Net Interest Cost	\$32,130
Bond Counsel, Moody's, Fiscal Advisor Fees	\$36,026
Underwriter Fee	\$20,000
<b>Total Borrowing Cost</b>	<b>\$88,156</b>

As an alternative, staff pursued a Line of Credit with Five Star Bank specifically structured to provide interim funding until EFC financing becomes available.

The proposed Line of Credit includes a one-time processing fee of \$5,000 and an interest rate of 6.75% on outstanding balances. Because funds are drawn only as needed, interest is incurred solely on the amount actually borrowed rather than the entire authorized amount. It should be noted the interest rate is a variable interest rate.

Based on projected project expenditures through February 2027, total borrowing costs are estimated at approximately:

<u>Item</u>	<u>Cost</u>
Processing Fee	\$5,000
Interest Through February 2027	\$38,784
<b>Total Borrowing Cost</b>	<b>\$43,784</b>

### 3. Financial Implications:

The Line of Credit provides a significant cost advantage compared to a traditional BAN.

<u>Financing Method</u>	<u>Estimated Cost</u>
Bond Anticipation Note	\$88,156
Five Star Line of Credit	\$43,784
<b>Estimated Savings</b>	<b>\$44,372</b>

The primary reason for the lower cost is that the Authority only borrows funds as expenditures are incurred, avoiding the substantial issuance and underwriting expenses associated with a BAN.

In addition to the projected cost savings identified above, the Line of Credit provides the Authority with greater flexibility should the EFC financing process advance more quickly than currently anticipated. The financial analysis assumes the Project Finance Agreement is not executed until February 2027; however, if the agreement is executed earlier, the Authority would cease utilizing the Line of Credit and repay any outstanding balance with EFC financing proceeds. Because interest is charged only on funds actually borrowed and for the period they remain outstanding, an earlier PFA execution would further reduce the Authority's borrowing costs below those presented in this analysis. Conversely, many of the costs

---

associated with a Bond Anticipation Note, including underwriting, bond counsel, rating agency, and financial advisory expenses, are fixed issuance costs that would be incurred regardless of how long the financing is needed. As a result, the Line of Credit not only offers a lower projected cost under current assumptions but also provides additional potential savings if project financing becomes available sooner than expected.

Based on the financial analysis and the anticipated timeline for execution of the EFC Project Finance Agreement, staff recommend that the Board authorize the use of a Line of Credit with Five Star Bank as the Authority's bridge financing mechanism for the Regional Water Supply Project.

The Line of Credit provides:

- Sufficient liquidity to fund project costs until EFC financing becomes available.
- Flexibility to draw funds only as needed.
- Reduced borrowing costs compared to a traditional BAN issuance.
- A streamlined financing process with fewer transaction costs and administrative requirements.
- The ability to retire the debt promptly upon execution of the Project Finance Agreement and receipt of project financing proceeds.

Given the Authority's expectation that the Project Finance Agreement will be executed no later than February 2027, staff believe the Line of Credit represents the most financially prudent and cost-effective approach for meeting the project's interim financing needs.

Furthermore, upon execution of the Project Finance Agreement, the Authority will gain access to approximately \$14.32 million in WIIA grant funding and interest-free EFC financing, substantially reducing the overall cost of the Regional Water Supply Project. The recommended Line of Credit serves solely as a temporary bridge financing mechanism to advance the project until these funding sources become available.



**RESOLUTION NO. 2026 – 14**

**RESOLUTION TO PROCURE A LINE OF CREDIT FROM FIVE STAR BANK TO  
FINANCE CERTAIN CONSTRUCTION AND DEVELOPMENT COSTS OF THE  
REGIONAL WATER EXPANSION PROJECT**

**WHEREAS**, the Livingston County Water and Sewer Authority (the “Authority” or “LCWSA”) has proposed the LCWSA Regional Water Project, also known as the Leicester/York Regional Water Expansion Project (collectively referred as the “Project”) to provide enhanced public drinking water infrastructure for the Towns of Leicester and York, as well as supporting regional interests of providing greater access to affordable safe drinking water for all municipal and other governmental entities participating in the agreement referenced below;

**WHEREAS**, the Authority is a local agency pursuant to the New York State Environmental Quality Review Act (“SEQRA”), ECL Section 8-0101, et seq., and implementing regulations, 6 NYCRR Part 617 (the “Regulations”);

**WHEREAS**, the Authority previously communicated its intention to serve as Lead Agency to review the Project pursuant to the Regulations and circulated a Lead Agency Notice along with Part I of the Full Environmental Assessment Form (“FEAF”) and other supporting documentation to all Involved Agencies, including the Village of Mt. Morris (the “Village”) and Town of Mt. Morris (the “Town”); and

**WHEREAS**, on September 15, 2025, the Village and the Town disputed the Authority’s intent to be designated and act as Lead Agency; and

**WHEREAS**, following submittal of a formal petition to the Commissioner of New York State Department of Environmental Conservation (the “NYS DEC”) by the Authority, as well as submissions to NYS DEC by the Village and the Town, on November 12, 2025, the NYS DEC determined that the Authority should proceed as Lead Agency for review of the Project; and

**WHEREAS**, by resolution adopted on November 19, 2025, the Authority (i) declared itself to be Lead Agency for the Project, (ii) determined that the proposed action is a “Type I Action” under SEQRA, (iii) issued a negative declaration for purposes of SEQRA; and

**WHEREAS**, the Towns of Geneseo, Leicester, Mt. Morris, York, Lima, Avon and the Villages of Avon, Leicester, and Mt. Morris and the New York State Office of Parks and Recreation have agreed to participate in the Project to benefit from the Project and support the Authority’s effort to complete the project;

**WHEREAS**, the Authority previously authorized completion of the Project at an estimated cost of \$35,800,000;

**WHEREAS**, to finance the costs of the Project, in part, the Authority shall utilize funds

from the Livingston County AKZO Mine Settlement Fund (“AKZO Funding”) as well as existing funds from the New York State Water Infrastructure Improvement Act (“Existing WIIA Funding”) previously awarded to the Authority in connection with the Project;

**WHEREAS**, to finance the costs of the Project not covered by the AKZO Funding and the Existing WIIA Funding the Authority has deemed it necessary to fund the remaining costs of the Project with a combination of debt and grant funding, which will be used to fund the completion of the Project, and is desirous of submitting application materials and related documents for additional WIIA funding (“Additional WIIA”) and such other grant funding, such as but not limited to the Intermunicipal Grant (“IMG”) funding, in amounts to be determined as may be available under other grant funding programs for which the Project may be eligible (“Additional Grant Funding”), (the AKZO Funding, Existing WIIA Funding, Additional WIIA Funding and Additional Grant Funding collectively referred to as “Grant Funding”);

**WHEREAS**, the Authority anticipates that it will be necessary to finance the costs of the Project not covered by Grant Funding by the issuance of serial bonds and/or bond anticipation notes in an estimated amount not to exceed \$18,000,000;

**WHEREAS**, the Authority now desires to procure a line of credit to provide interim financing to pay certain costs of the Project and expects to payoff such line of credit with the proceeds of a zero percent short term financing from the New York Environmental Facilities Corporation in the fall of 2026, and

**WHEREAS**, the Authority’s Executive administration has negotiated the preliminary terms and conditions of a line of credit to be provided to the Authority by Five Star Bank, and the Authority now desires to authorize the execution and delivery all documentation relating to such proposed line of credit; and

**NOW THEREFORE**, it is hereby resolved as follows:

Section 1. Approval of Line of Credit. The Authority is hereby authorized to procure a line of credit from Five Star Bank in an amount not to exceed \$1,500,000.00.

Section 2. Authorization of Documents. The Authorized Officers of the Authority as defined in Section 5 below, are each authorized, in the name and on behalf of the Authority, to negotiate, execute, deliver and/or approve the [\_\_\_\_\_], in substantially the form presented to this meeting, and other documentation necessary to procure the line of credit (collectively, the “Financing Documents”) to include all instruments, agreements, certificates and other documents as are necessary or appropriate to procure the line of credit.

Section 3. Unsecured Obligation. The line of credit shall be an unsecured obligation of the Authority and the indebtedness evidenced by the line of credit and related financing documents shall be expressly subordinate to any existing and future obligations issuance pursuant to the resolution adopted by the Board of the Authority dated as of January 1, 2008, entitled “General Revenue Bond Resolution.”

Section 4. Further Authorization. The Authorized Officers of the Authority are each authorized and instructed to take all necessary steps to prepare, or cause to be prepared, all such agreements, documents, certificates and instruments as in his or her judgment may be necessary or advisable in order to carry out the transactions contemplated hereby and to cause compliance by the Authority with all the terms, covenants and provisions of the Financing Documents binding upon the Authority. Notwithstanding any other provision of this resolution, each of the Authorized Officers of the Authority shall have full authority and power on behalf and in the name of the Authority to negotiate, prepare, execute, deliver and approve all such documents and agreements with such terms and conditions as he or she deems appropriate.

Section 5. Authorized Officers. The Chairperson, Vice Chairperson, Secretary, Treasurer and the Executive Director, each of them without the other, are hereby authorized to negotiate, prepare, execute, deliver and approve, in the name and on behalf of the Authority, the Financing Documents and any and all documents and other agreements to be executed and delivered by the Authority to procure the line of credit.

Section 6. Reimbursement. The Authority expects to spend proceeds from the proposed line of credit on the cost of the Project. It is intended that the Authority shall then reimburse such expenditures with the proceeds of bonds and notes to be issued under the General Resolution and that the interest payable on such bonds and notes shall be excludable from gross income for federal income tax purposes. This resolution is intended to constitute the declaration of the Authority’s “official intent” within the meaning of Treasury Regulation Section 1.150-2 to reimburse the expenditures made from funds drawn under the line of credit with the proceeds of the bonds and notes.

Section 7. Effective Date. This resolution shall take effect immediately.

July 17, 2026  
 Livingston County Water & Sewer Authority  
 Moved By:  
 Seconded By:  
 AYES:  
 NAYS:

Livingston County Water & Sewer Authority Board	<p>This is to Certify that I, the undersigned, Secretary of the Livingston County Water &amp; Sewer Authority, have compared the foregoing copy of resolution with the original resolution now on file in this office and which was duly adopted by the Livingston County Water &amp; Sewer Authority Board on the 17th day of July 2026 and that the same is a true and correct transcript of said resolution and of the whole thereof.</p> <p>In Witness Whereof I have hereunto set my hand and the official seal of the Livingston County Water &amp; Sewer Authority Board, this 17th day of July 2026.</p> <p style="text-align: right;">_____          Sarah Wright, Secretary of the Board</p>
-------------------------------------------------	------------------------------------------------------------------------------------------------------------------------------------------------------------------------------------------------------------------------------------------------------------------------------------------------------------------------------------------------------------------------------------------------------------------------------------------------------------------------------------------------------------------------------------------------------------------------------------------------------------------------------------------------------------------------------------------------------------

\*\*\*\*\*

STATE OF NEW YORK )  
 ) ss.:  
COUNTY OF LIVINGSTON )

I, the undersigned Secretary of the Livingston County Water and Sewer Authority, DO HEREBY CERTIFY:

That I have compared the annexed extract of the minutes of the meeting of the Board of Directors of the Livingston County Water and Sewer Authority, including the resolution contained therein, held on [\_\_\_\_], 2026, with the original thereof on file in my office, and that the same is a true and correct transcript therefrom and of the whole of said original so far as the same relates to the subject matters therein referred to.

I FURTHER certify that all members of said Board of Directors had due notice of said meeting, and that, pursuant to Section 103 of the Public Officers Law (Open Meetings Law), said meeting was open to the general public, and that I duly caused a public notice of the time and place of said meeting to be given to the following newspapers and/or other news media as follows:

Newspaper and/or other news media Date given

and that I further duly caused public notice of the time and place of said meeting to be conspicuously posted in the following designated public location(s) on the following dates:

Designated Location(s) of posted notice Date of Posting

IN WITNESS WHEREOF, I have hereunto set my hand on \_\_\_\_\_, 2026

\_\_\_\_\_  
Name: Sarah Wright  
Title: Secretary