



Water and Sewer Service Installation Guidelines

Livingston County Water and Sewer Authority (LCWSA)

1997 D'Angelo Drive

PO Box 396

Lakeville, NY 14480

Phone (585) 346-3523 x 4

Fax (585) 346-0954

E-mail Permits@lcwsa.us

This booklet is intended to be a guide for residents connecting to the LCWSA systems. Full rules and regulations available at the LCWSA Office or on the web at:

www.lcwsa.us

PERMIT PROCESS:

1. Complete a Water and/or Sewer Permit Application Form
2. Submit the Application along with supporting documents:
 - a. Completed Application
 - b. Site/Utility Plan or Sketch depicting the construction activities associated with the proposed water/sewer work.
3. When the Permit is deemed complete by the LCWSA, you will be issued a water and/or sewer permit fee.
4. Once the permit fee is received LCWSA will issue the permit.
5. Permits are valid for 1 year from date of issuance.

Permit Application forms are available on our **website:** www.lcwsa.us

Applications will be accepted via **E-mail** to Permits@lcwsa.us, via drop-off or mailed to our office at 1997 D'Angelo Drive, Lakeville, NY

****A permit must be obtained before starting any work.****

General Permit Conditions

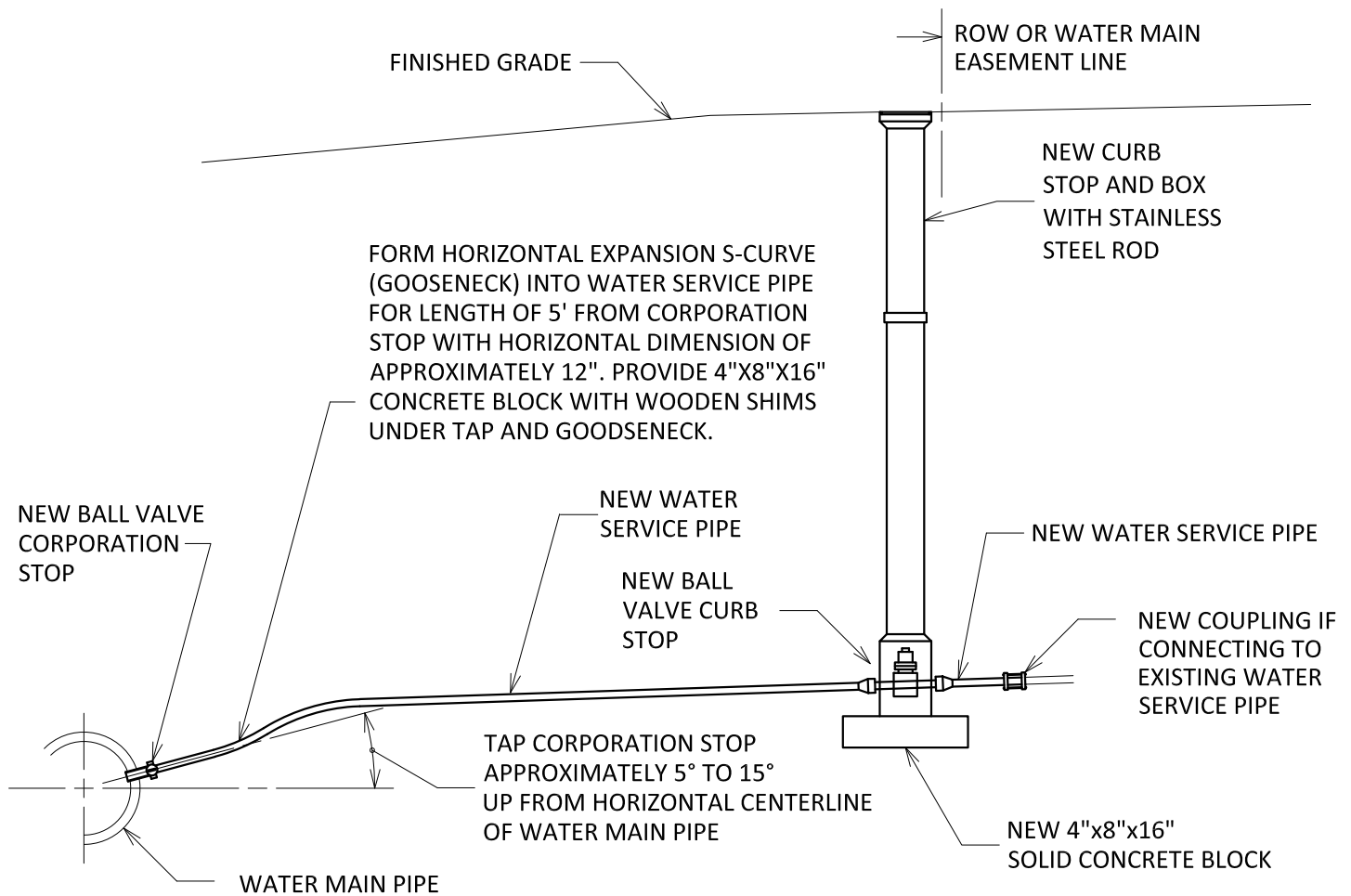
1. Prior to backfilling any new service, materials and installation must be inspected by the LCWSA staff. 24-hour advanced notice is required. Inspections will be scheduled between 8:00 am and 3:00 pm weekdays only. No inspections are performed on weekends or holidays.
2. To schedule an inspection, contact LCWSA at (585) 346-3523 x 4 or E-mail Permits@lcwsa.us The office is open weekdays from 8:00 am to 12:00 pm and 1:00 pm to 4:00 pm. LCWSA staff will inspect the installation and activate the water service.
3. If trench inspections are not called in or completed, LCWSA will require the service piping to be uncovered prior to final inspections and approval.
4. Owner/Applicant/Customers/Contractors agree to accept and abide by all the provisions of the LCWSA rules and regulations and of all other pertinent policies that may be adopted by the LCWSA in the future.
5. Contractors are required to utilize erosion control measures in the Conesus Lake Watershed on land disturbances over 500 square feet.
6. No unauthorized person shall uncover, make connection with or opening into, use or disturb any public water or sewer main, without first obtaining a written permit from the LCWSA.

New Water Installation Permit Conditions

1. The following customer supplied service materials are acceptable:
 - a. Polyethylene pressure pipe and tubing, pressure class 200 psi, meeting requirements of AWWA C901; or
 - b. Type K Cooper meeting ASTM-88; or
 - c. PVC pressure rated pipe. Pressure class 200 psi meeting requirements of ASTM D2241.
2. Service piping must be continuous from the curb box to inside the building. No buried splices are permitted. When pipe with joints is used, pressure testing to AWWA standards will be required. This testing will be done by the customer and witnessed by the LCWSA staff.
3. Service line piping must be buried below the frost line with a minimum of 4.5' of cover.
4. No other utilities will be installed in the water service trench, this includes but not limited to electric, telephone, cable television, gas, or sanitary sewer. Minimum of 10ft between utilities is required.
5. Any service locations more than 150 feet from the roadway boundary require that a meter pit be installed at the roadway boundary.
6. Final curb box locations will be determined by the LCWSA with input from the customer. The customer is responsible for leaving a sufficient length of service piping to allow connection to the curb stop when installed.
7. All water meters shall be installed with a stop and waste valve before and after the meter as well as a residential back flow preventor provided by LCWSA.
8. Installation of a new water meter in a crawl space is prohibited.
9. No water service shall be turned on prior to inspection and approval by the LCWSA. Curb stops will only be operated by the LCWSA staff. Service will be immediately terminated to any service location where the proper inspection and approval procedures have not been followed by the customer.
10. It is the customer's responsibility to ensure that the contractor flushes the new service line prior to connecting the water meter. Failure to flush could result in plugging the meter. Should this occur, the customer will be charged the current cost for a replacement meter.

New Sewer Installation Permit Conditions

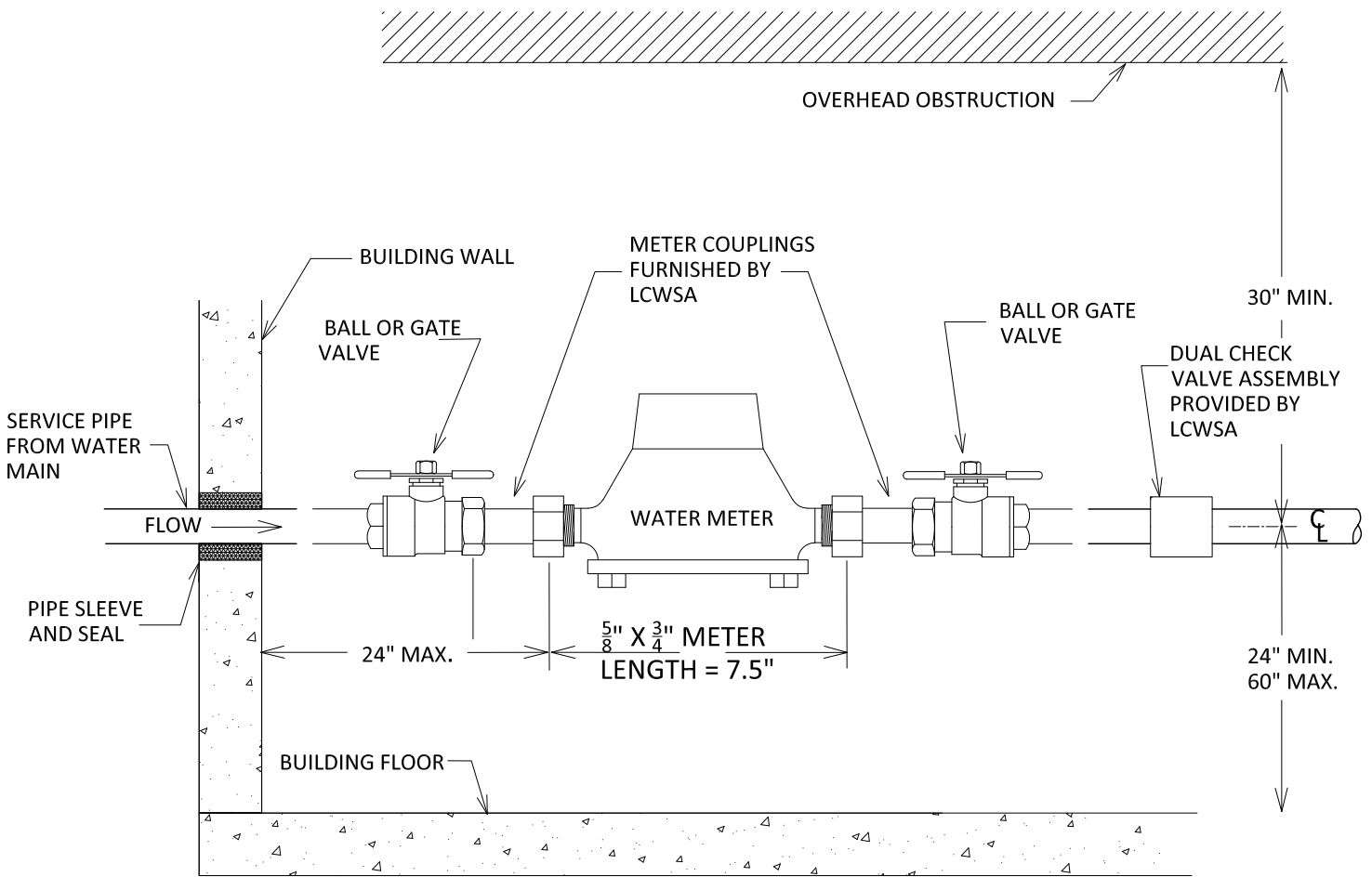
1. A separate and independent building lateral shall be provided for every building.
2. All building laterals shall be laid to uniform grade (slope) and in as straight an alignment as possible.
3. The depth of the sewer must provide protection from frost and shall be surrounded by sand and compacted to at least one foot above the pipe.
4. All joints and connections shall be watertight.
5. For building laterals where the flow is by gravity, the inside diameter of the building laterals shall be a minimum of four inches and the slope of the pipe shall not be less than one-quarter inch per foot (1/4" drop over 12" in length).
6. Gravity building sewer lateral pipe shall be SDR 21 conforming to ASTM D-3034-73 with slip joints.
7. Backflow prevention valves are recommended for all sewer installations.
8. For requirements concerning sewer force main connections contact the LCWSA Office.
9. There shall be no connections of roof downspouts, exterior foundation drains, areaway drains, sump pumps or other sources of surface runoff or groundwater to a building sewer or building drain which in turn is connected directly or indirectly to a public sewer.
10. No person shall discharge or use to be discharged or allow to run leak or escape into any public sewer or into any private sewer connected with a public sewer, any explosive materials, any materials containing toxic or poisonous substances, any corrosive materials, any materials capable of causing obstruction to the flow in the laterals or sewer, except such small quantities of these materials as may be present in normal household wastes. A detailed listing of prohibited materials is available from the LCWSA.
11. The LCWSA reserves the right to impose additional requirements or conditions to protect its facilities, facilitate maintenance, and prevent the entrance of excessive flow or undesirable substances into the sewer system.



NOTES:

1. WATER SERVICE PIPE IS TO HAVE MINIMUM COVER DEPTH OF 4.50 FEET FROM FINISHED SURFACE.
2. WATER SERVICE TAP IS TO BE MADE ON CUSTOMER SIDE OF WATER MAIN PIPE. FOR PLASTIC AND CAST/DUCTILE IRON WATER MAIN PIPE USE DOUBLE STRAP BRASS TAPPING SADDLE.
3. WATER SERVICE PIPE IS TO RUN PERPENDICULAR TO WATER MAIN PIPE.
4. FOR WATER SERVICE PIPE 1½ INCHES AND LARGER, ADD CURB BOX ARCH TO CURB BOX.
5. TRACER WIRE MUST BE INSTALLED FOR PLASTIC WATER SERVICE PIPE.
6. WARNING TAPE MUST BE INSTALLED WITH ALL OPEN CUT TRENCHED WATER SERVICE PIPE INSTALLATIONS.
7. NO CURB BOXES SHALL BE LOCATED IN DRAINAGE SWALES OR DITCHES.

LIVINGSTON COUNTY WATER AND SEWER AUTHORITY	
NEW WATER SERVICE DETAIL	
ISSUED	DECEMBER 2022
REVISED	
W-01	

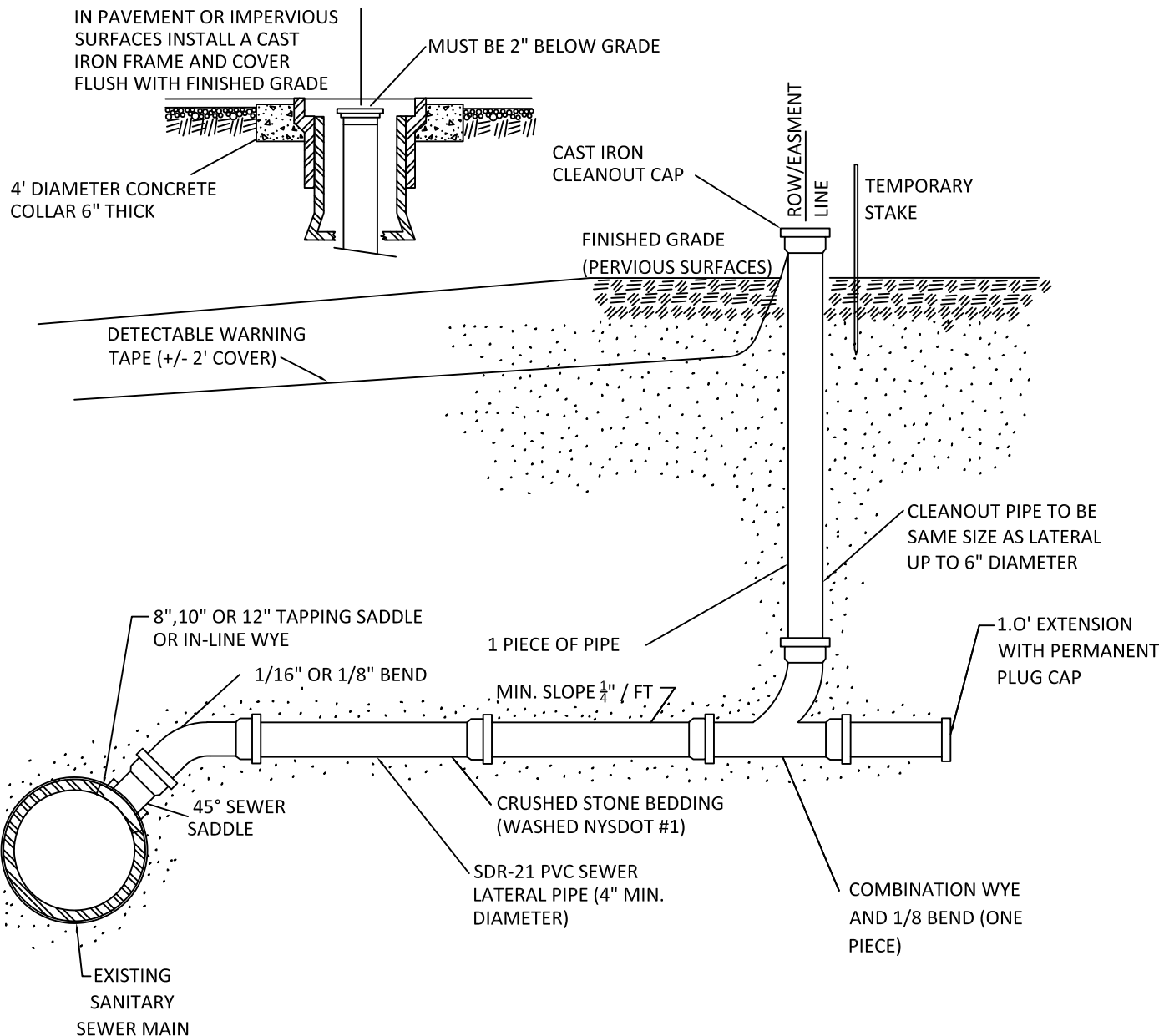


ELEVATION

NOTES:

1. METER AND METER COUPLINGS ARE TO BE FURNISHED BY LCWSA AND INSTALLED BY THE PLUMBER. METER AND COUPLINGS ARE AVAILABLE FOR PICK-UP AT 1997 D'ANGELO DR, LAKEVILLE, TELEPHONE 585-346-3523.
2. METERS MUST BE MOUNTED HORIZONTALLY AND SET IN A HEATED LOCATION THAT IS READILY ACCESSIBLE FOR REPAIR, READING AND REPLACEMENT. METERS CAN NOT BE LOCATED IN CRAWL SPACES, CEILINGS OR IN CONFINED SPACES.
3. THE AUTHORITY WILL INSPECT THE METER INSTALLATION PRIOR TO START OF WATER SERVICE.
4. A BACKFLOW PREVENTION DUAL CHECK VALVE IS REQUIRED ON ALL WATER SERVICES 1" AND SMALLER.
5. PIPE AND APPURTENANCES ARE TO BE ADEQUATELY RESTRAINED, BRACED AND SUPPORTED. ALL WORK AND MATERIALS SHALL BE IN CONFORMANCE WITH APPLICABLE FEDERAL, STATE AND LOCAL PLUMBING CODES.

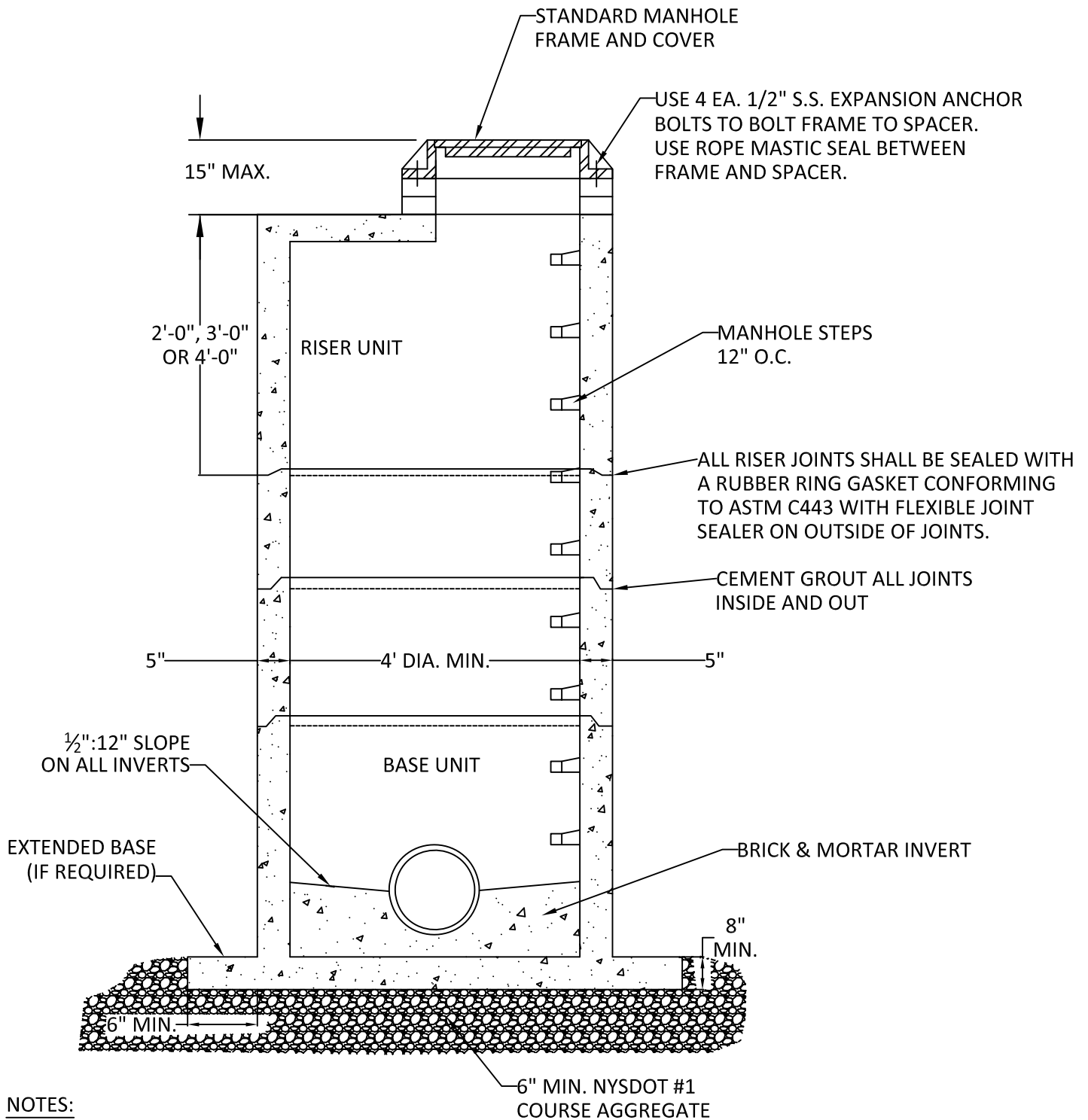
LIVINGSTON COUNTY WATER AND SEWER AUTHORITY	
TYPICAL INDOOR INSTALLATION OF WATER METER 1 INCH AND SMALLER	
ISSUED	DECEMBER 2022
REVISED	
W-02	



NOTES:

1. INSTALLATIONS BY UTILITY CONTRACTORS REQUIRE A SEWER PERMIT AND ARE INSPECTED BY AN LCWSA INSPECTOR. DO NOT BACKFILL PRIOR TO INSPECTION.
2. A BACKFLOW PREVENTION VALVE IS RECOMMENDED AND CAN BE INSTALLED INSIDE OR OUTSIDE.
3. MINIMUM COVER OF SANITARY SEWER LATERAL SHALL BE 4' BELOW FINISHED GRADE
4. ALL CONNECTIONS SHALL BE GASKETED TYPE. NO GLUED CONNECTIONS OR FLEXIBLE COUPLING SHALL BE USED.
5. CONNECTIONS TO EXISTING SEWER MAIN SHALL BE PVC GASKETED TYPE WYE CONNECTION SADDLES.

LIVINGSTON COUNTY WATER AND SEWER AUTHORITY	
TYPICAL SANITARY SEWER LATERAL MAIN SIDE DETAIL	
ISSUED	DECEMBER 2022
REVISED	
S-01	



NOTES:

1. MANHOLES 18' & DEEPER SHALL BE 5' DIAMETER.
2. MANHOLE TOP SLABS, FRAMES AND COVERS SHALL BE DESIGNED FOR USE UNDER H-20 LOADING
3. REQUIRE 24" I.D. FRAME AND COVER, NEENAH R-1713, OR APPROVED EQUAL.

LIVINGSTON COUNTY WATER AND SEWER AUTHORITY	
TYPICAL SANITARY SEWER MANHOLE DETAIL	
ISSUED	DECEMBER 2022
REVISED	
S-02	